

Zip Code Check

FOR MAGENTO 2



SUPPORTED VERSION 2.0,2.1,2.2,2.3

[Zipcode Cod - Magento 2](#)

[USER MANUAL](#)

Supported Version: 2.0, 2.1, 2.2, 2.3



Performant Magento Extensions

Table Of Contents

Preface	3
Installation.....	4
Option 1: Magento 2 install extension using COMMAND LINE	4
Option 2: Magento 2 install extension manually	5
Backend Example	6
Extension configuration.....	6
Frontend Example.....	9

Preface

- Zipcode COD Check is a perfect extension for the store owners who wants to check COD available for specific zip code or not in product view page.
- Cash On Delivery payment method Auto Hide based on customer entered shipping address PIN Code/ZIP code.
- Allow store owner to Add/Edit/Update PIN Code/ZIP code, COD available or not & delivery days for Cash On Delivery method.
- Allow store owner to Import/Export ZIP code from back end configuration.
- A Mobile responsive PIN Code/ZIP code availability checker tool on product detail page.
- Cash on delivery checker block will display COD available or not
- Delivery Days message for eligible postcode which can be configured for each PIN Code/ZIP code.
- Ability to add any number of PIN Code/ZIP code from admin.

Installation:

There are two ways of installing extension in magento2.

- 1) Using COMMAND LINE.
- 2) Manually install extension.

Option 1: Magento 2 install extension using COMMAND LINE (Recommended).

Follow below steps to install extension from the command line.

Step 1: Download the extension and unzip it.

Step 2: Upload it to code directory in your magento installation's app directory.
If code directory does not exists then create.

Step 3: Disable the cache under System → Cache Management.

Step 4: Enter the following at the command line:
php bin/magento setup:upgrade
php bin/magento setup:static-content:deploy

Step 5: Once you complete above steps log out and log in back to the admin panel and switch to Stores → Configuration → Mageants → Zipcode Cod.
The module will be displayed in the admin panel.

Option 2: Magento 2 install extension manually.

Step 1: Download the extension and unzip it.

Step 2: Upload it to code directory in your magento installation's app directory. If code directory does not exist then create.

Step 3: Disable the cache under System → Cache Management Edit app/etc/config.php file and add one line code: 'Mageants_Zipcode Cod' → 1

Step 4: Disable the cache under System → Cache Management

Step 5: Once you complete above steps log out and log in back to the admin panel and switch to Stores → Configuration → Mageants → Zipcode Cod, the module will be displayed in the admin panel.

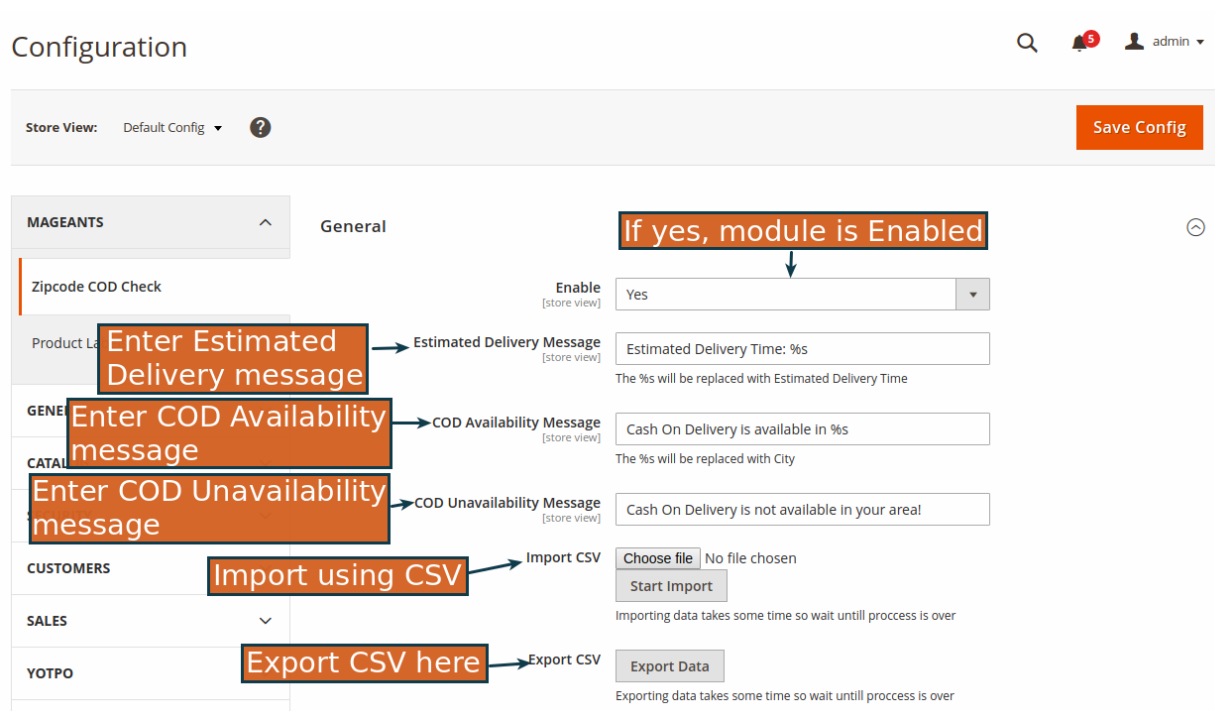
Backend example

- After Installation of Extension login to magento admin panel to set configuration of the extension.
- As per below screen shot you can set all the settings here.

Extension Configuration

You can find configuration at Stores -> Configuration -> Mageants -> Zipcode COD Check .

as per below screen shot you can set PIN Code/ZIP code & enable / disable this extension here.



Configuration

Store View: Default Config ? Save Config

MAGEANTS General

If yes, module is Enabled → Enable [store view] Yes

Enter Estimated Delivery message → Estimated Delivery Message [store view] Estimated Delivery Time: %s
The %s will be replaced with Estimated Delivery Time

Enter COD Availability message → COD Availability Message [store view] Cash On Delivery is available in %s
The %s will be replaced with City

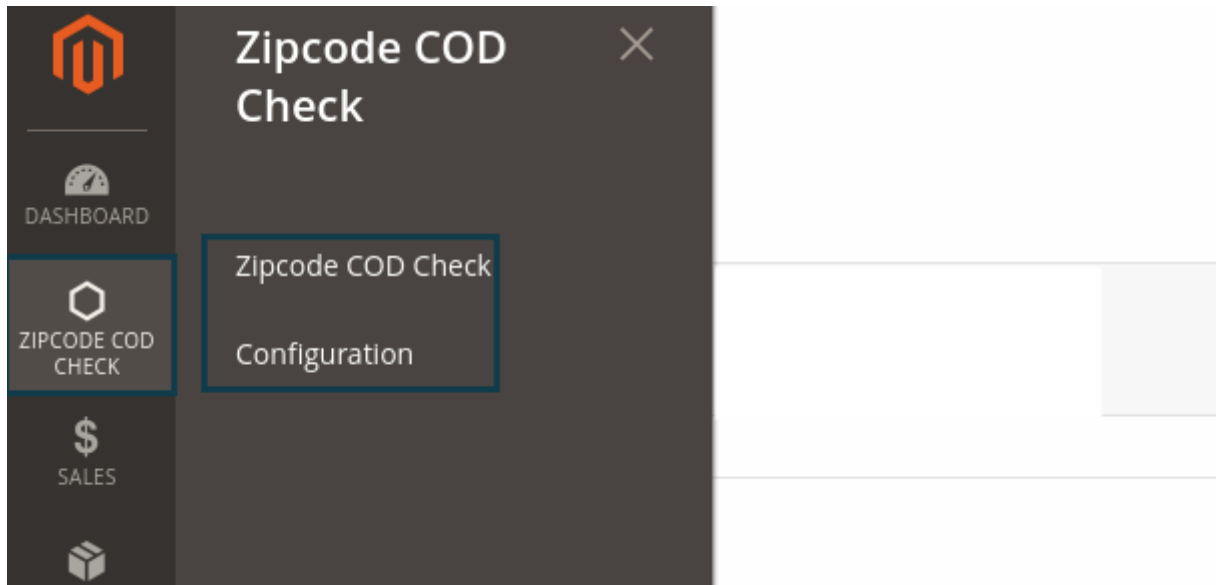
Enter COD Unavailability message → COD Unavailability Message [store view] Cash On Delivery is not available in your areal

Import using CSV → Import CSV Choose file No file chosen Start Import
Importing data takes some time so wait untill process is over

Export CSV here → Export CSV Export Data
Exporting data takes some time so wait untill process is over

To manage COD for Product Please go to ZIPCODE COD CHECK there you can add cod on particular item. Here you can manage on all item with cod.

Menu

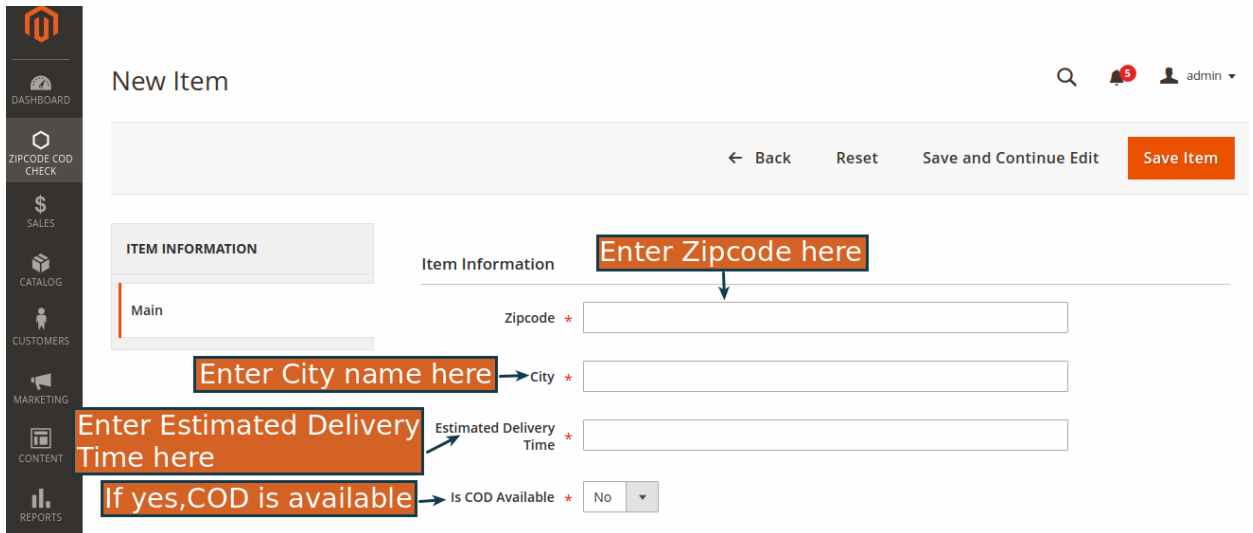


List of all items to add cod and add new item using Add New Item button.

The screenshot shows the 'Items' management page. At the top, there is a search bar and an 'Add New Item' button. Below the search bar, there is a 'List of All Zipcode' label pointing to a table. The table has columns for ID, Zipcode, City, Estimated Delivery Time, Is COD Available, and Action. There are 3 records found.

ID	Zipcode	City	Estimated Delivery Time	Is COD Available	Action
6	98765	baroda	1 day	Yes	Select
5	43215	surat	2 days	No	Select
4	12345	ahmedabad	3 days	Yes	Select

Add new Zipcode using form

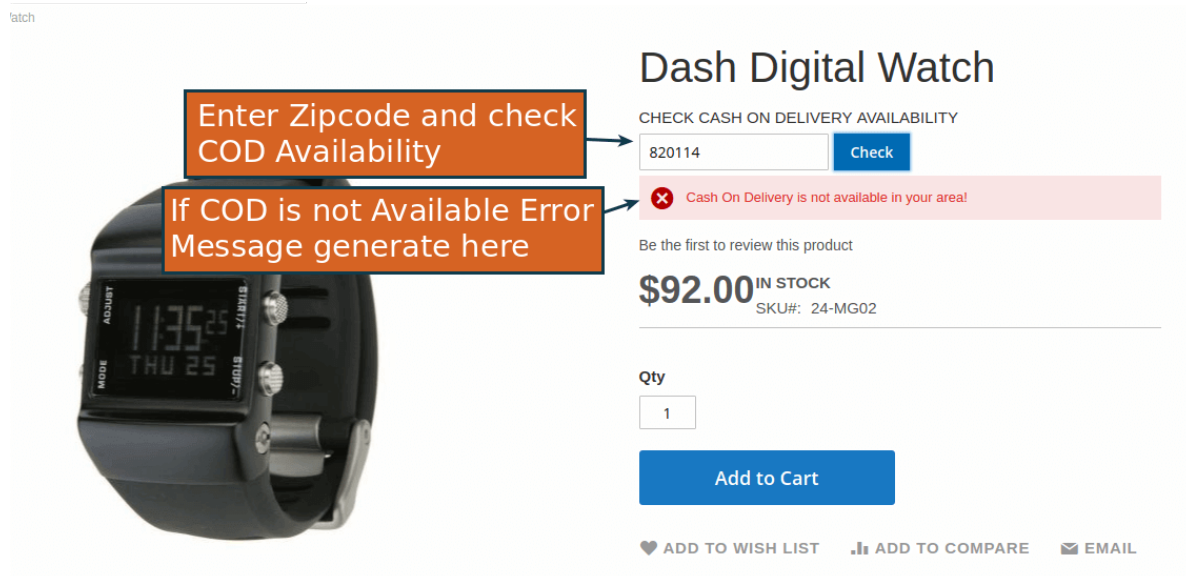


The screenshot shows the 'New Item' form in a Magento admin interface. The left sidebar contains navigation icons for Dashboard, Zipcode COD Check, Sales, Catalog, Customers, Marketing, Content, and Reports. The main content area is titled 'New Item' and includes a search icon, a notification bell with a '5' badge, and a user profile for 'admin'. Below the title is a navigation bar with buttons for 'Back', 'Reset', 'Save and Continue Edit', and 'Save Item'. The form is divided into sections, with 'ITEM INFORMATION' highlighted. The 'Item Information' section contains the following fields:

- Zipcode ***: A text input field with an annotation 'Enter Zipcode here' pointing to it.
- City ***: A text input field with an annotation 'Enter City name here' pointing to it.
- Estimated Delivery Time ***: A text input field with an annotation 'Enter Estimated Delivery Time here' pointing to it.
- Is COD Available ***: A dropdown menu with 'No' selected and an annotation 'If yes, COD is available' pointing to it.

Frontend example

Display on Product view page and enter ZipCode and Check COD is available or not.



dash

Dash Digital Watch

CHECK CASH ON DELIVERY AVAILABILITY

820114

✖ Cash On Delivery is not available in your area!

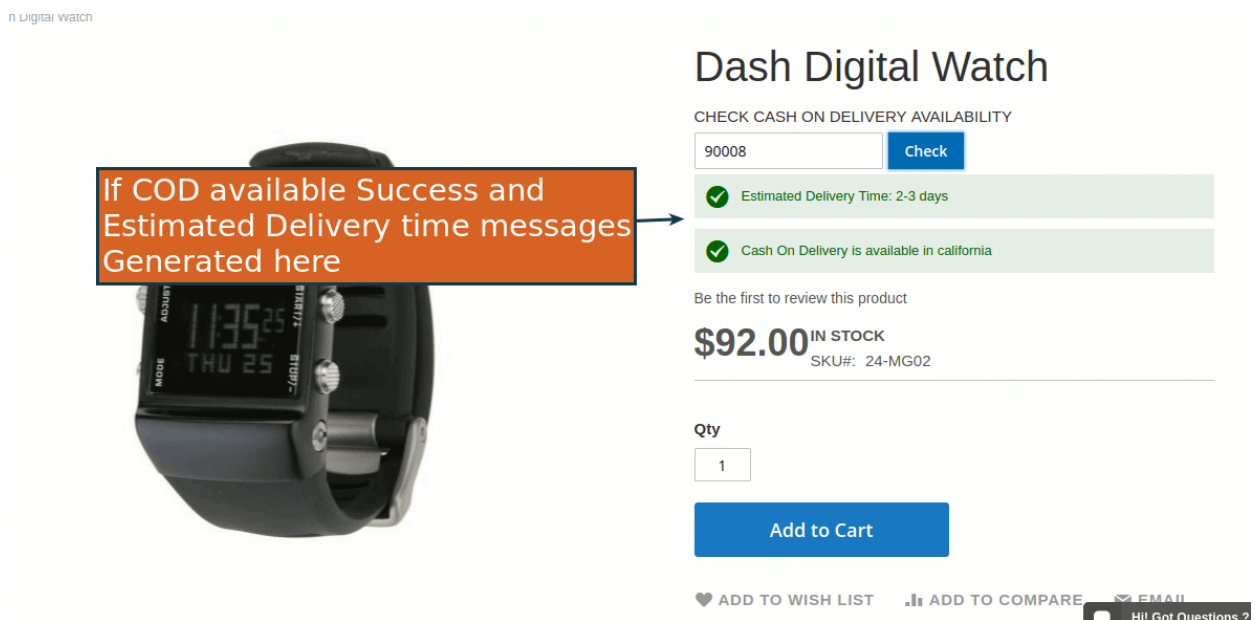
Be the first to review this product

\$92.00 IN STOCK
SKU#: 24-MG02

Qty:

Annotations:
- Enter Zipcode and check COD Availability (points to input field)
- If COD is not Available Error Message generate here (points to error message)

Display Success message when Zipcode COD is available.



n Digital watch

Dash Digital Watch

CHECK CASH ON DELIVERY AVAILABILITY

90008

✔ Estimated Delivery Time: 2-3 days

✔ Cash On Delivery is available in california

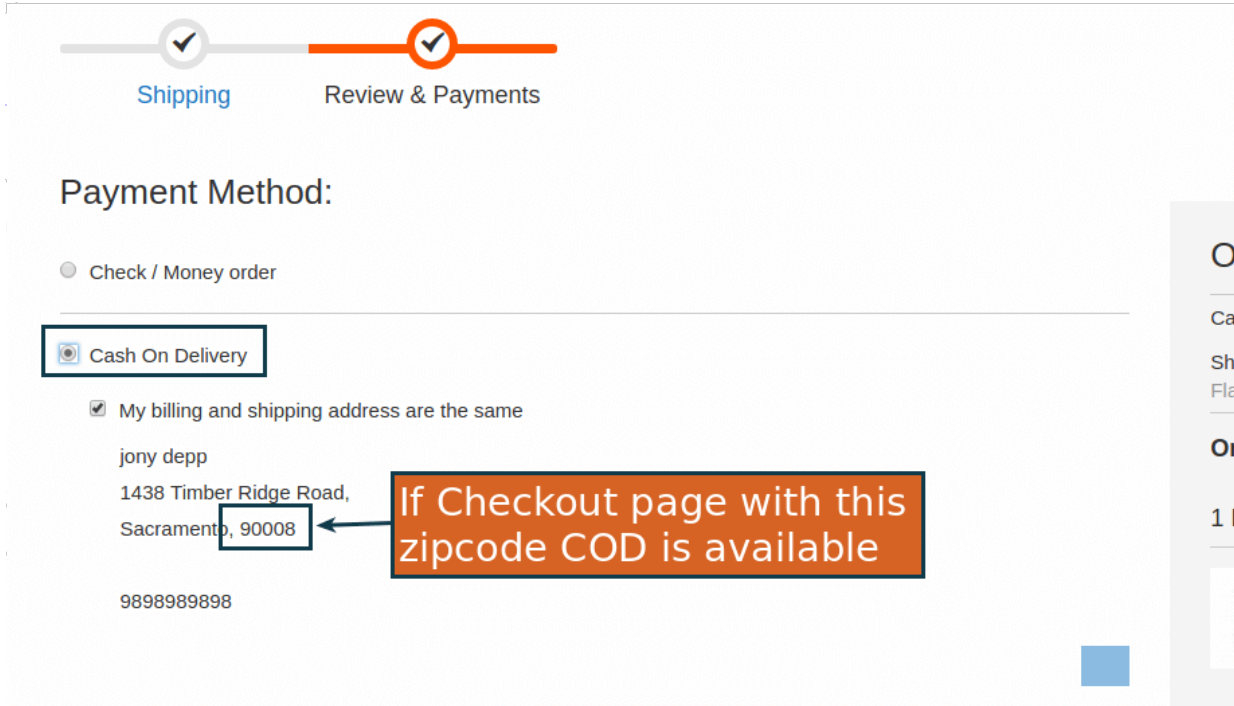
Be the first to review this product

\$92.00 IN STOCK
SKU#: 24-MG02

Qty:

Annotation:
- If COD available Success and Estimated Delivery time messages Generated here (points to success messages)

Display on Payment method checkout page if ZipCode COD is available.



Shipping Review & Payments

Payment Method:

Check / Money order

Cash On Delivery

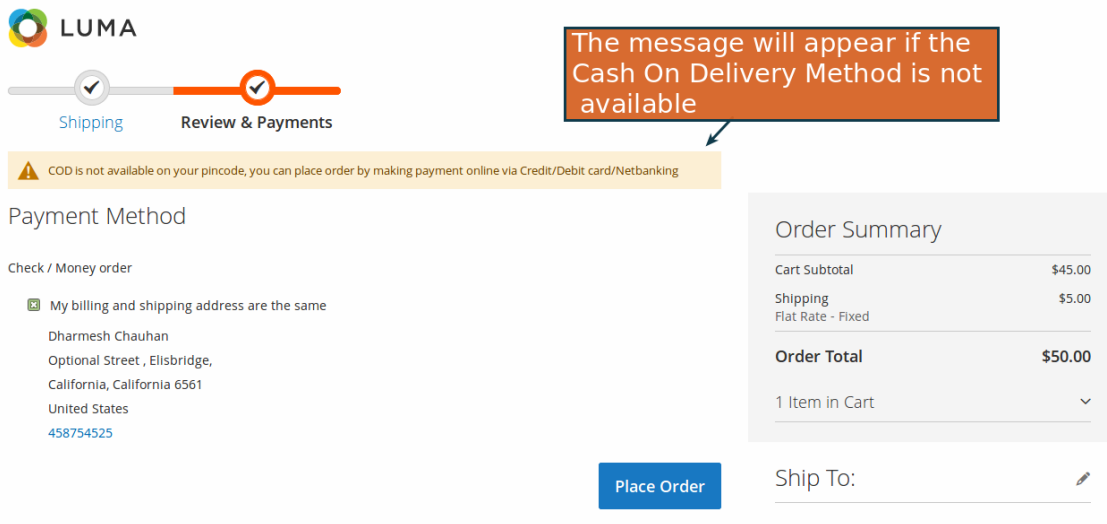
My billing and shipping address are the same

jony depp
1438 Timber Ridge Road,
Sacramento, 90008

9898989898

If Checkout page with this zipcode COD is available

Display on Payment method checkout page if ZipCode COD is Not available.



LUMA

Shipping Review & Payments

Warning: COD is not available on your pincode, you can place order by making payment online via Credit/Debit card/Netbanking

Payment Method

Check / Money order

My billing and shipping address are the same

Dharmesh Chauhan
Optional Street , Elisbridge,
California, California 6561
United States
458754525

Place Order

Order Summary

Cart Subtotal	\$45.00
Shipping Flat Rate - Fixed	\$5.00
Order Total	\$50.00

1 Item in Cart

Ship To: Dharmesh Chauhan

The message will appear if the Cash On Delivery Method is not available



Thank you!

if you have any questions or feature suggestions, please contact us at:
<https://www.mageants.com/contact-us>

Your feedback is absolutely welcome!