

Shipping Tracker

FOR MAGENTO 2



Shipping tracker - Magento 2

USER MANUAL

Supported Version: 2.0, 2.1, 2.2, 2.3

Table Of Contents

Preface	3
Installation.....	4
Option 1: Magento 2 install extension using COMMAND LINE	4
Option 2: Magento 2 install extension manually	5
Backend Example	6
Extension configuration.....	6
Frontend Example.....	11
Hyva Front-end Example.....	14

Preface:

- Using Shipping Tracker extension, Customer can track the Order Shipment.
- Customer just need to insert Order Id and Email Address and he/she will get the current Order Status with Shipping Tracking information.

Installation:

There are two ways of installing extension in magento2.

- 1) Using COMMAND LINE.
- 2) Manually install extension.

Option 1: Magento 2 install extension using COMMAND LINE (Recommended).

Follow below steps to install extension from the command line.

Step 1: Download the extension and unzip it.

Step 2: Upload it to code directory in your magento installation's app directory.
If code directory does not exists then create.

Step 3: Disable the cache under System → Cache Management.

Step 4: Enter the following at the command line:
`php bin/magento setup:upgrade`
`php bin/magento setup:static-content:deploy`

Step 5: Once you complete above steps log out and log in back to the admin panel and switch to Stores → Configuration → Mageants → Shipping tracker, The module will be displayed in the admin panel.

Option 2: Magento 2 install extension manually.

Step 1: Download the extension and unzip it.

Step 2: Upload it to code directory in your magento installation's app directory. If code directory does not exists then create.

Step 3: Disable the cache under System → Cache Management Edit app/etc/config.php file and add one line code: 'Mageants_shipping tracker → 1

Step 4: Disable the cache under System → Cache Management

Step 5: Once you complete above steps log out and log in back to the admin panel and switch to Stores → Configuration → Mageants → Shipping tracker, the module will be displayed in the admin panel.

Backend example

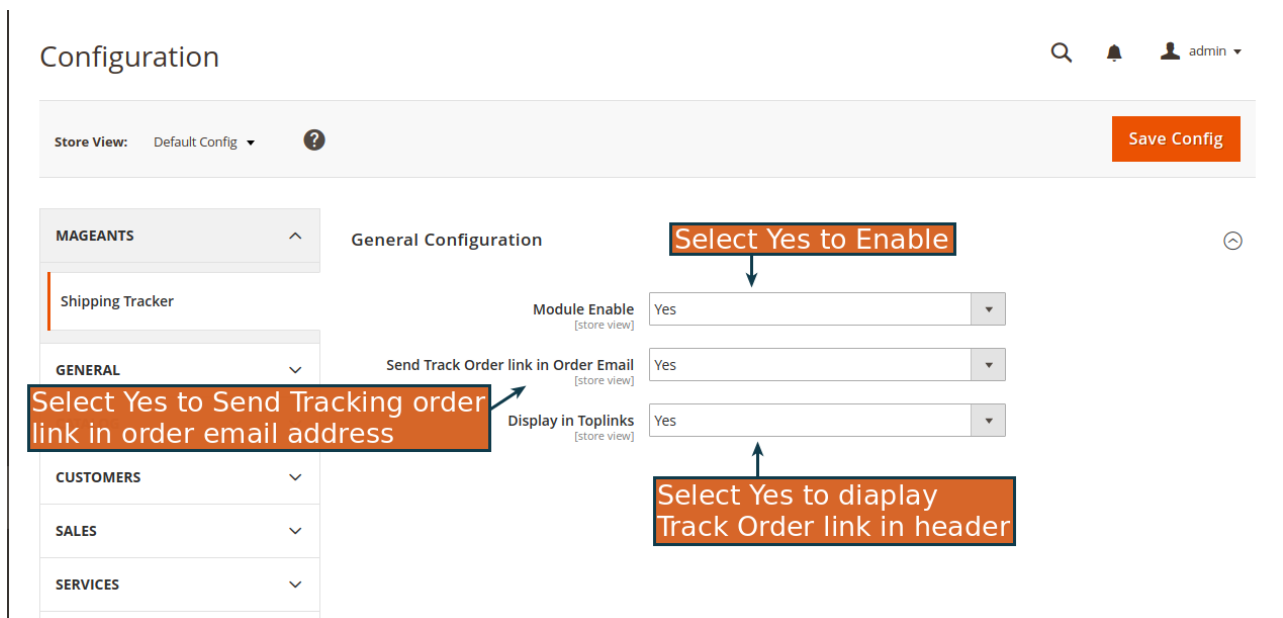
After Installation of Extension login to magento admin panel to set-configuration of the extension.

As per below screen shot you can set all the settings here.

Extension configuration

After Installation of Extension, Go to **Store→Configuration→Mageants Extension→Shipping Tracker**, Where admin can **Enable/Disable Extension**.

Also admin has options to display **Track Order** link in Top Links and **Send Track Order Link in Order Email**.



Configuration

Store View: Default Config ? Save Config

MAGEANTS ^

Shipping Tracker

GENERAL v

CUSTOMERS v

SALES v

SERVICES v

General Configuration

Module Enable [store view] Yes

Send Track Order link in Order Email [store view] Yes

Display in Toplinks [store view] Yes

Select Yes to Enable

Select Yes to Send Tracking order link in order email address

Select Yes to diaplay Track Order link in header

→ Admin can disable shipping tracking for front-end by selecting shipping methods

→ also for disable shipping method admin can set custom message

DASHBOARD
\$
SALES
CATALOG
CUSTOMERS
MARKETING
CONTENT
REPORTS
STORES
SYSTEM
FIND PARTNERS &

Configuration

Save Config

SECURITY
CUSTOMERS
SALES
YOTPO
ENC
SERVICES
ADVANCED

Disabled Default Tracking Carriers [store view]

Select to disable shipping method tracking on front-end

Show message on front-end for disable shipping method

Show Message If Shipping Method Is Disabled [store view]

Custom Value

DHL
Federal Express
United Parcel Service
United States Postal Service
Magento Shipping
Canada Post
Parcel Monkey

{{shipping_method.title}} shipping method is currently unavailable. If you would like to ship using this shipping method, please contact us.

"shipping_method_title" is used for replacing shipping method name.

→ Admin can create custom shipping method without installation of module by giving Url and shipping method name.

DASHBOARD
\$
SALES
CATALOG
CUSTOMERS
MARKETING
CONTENT
REPORTS
STORES
SYSTEM
FIND PARTNERS &

Configuration

Save Config

Custom Shipping Tracker 1

Enable/Disable Custom Shipping Method

Enable [store view] Yes

Custom Method Shipping Title

Method Title [store view] Canada Post

Custom Method Shipping URL

Url [store view] https://www.canadapost.ca/cpotools/apps/track/personal.
replace the TrackingNumber to {{tracking_code}},
example:
"http://www.example.com?trackingNumber=#TRACKINGNUMBER#"
To
"http://www.example.com?TrackingNumber={{tracking_code}}"








Custom Shipping Tracker 2

Custom Shipping Tracker 3

www.mageants.com

support@mageants.com










7

 DASHBOARD
 SALES
 CATALOG
 CUSTOMERS
 MARKETING
 CONTENT
 REPORTS

Configuration

Save Config

Custom Shipping Tracker 10	<input checked="" type="checkbox"/>
Custom Shipping Tracker 11	<input checked="" type="checkbox"/>
Custom Shipping Tracker 12	<input checked="" type="checkbox"/>
Custom Shipping Tracker 13	<input checked="" type="checkbox"/>
Custom Shipping Tracker 14	<input checked="" type="checkbox"/>
Custom Shipping Tracker 15	<input checked="" type="checkbox"/>

 DASHBOARD
 SALES
 CATALOG
 CUSTOMERS
 MARKETING
 CONTENT
 REPORTS
 STORES


Configuration

Save Config

Custom Shipping Tracker 4	<input checked="" type="checkbox"/>
Custom Shipping Tracker 5	<input checked="" type="checkbox"/>
Custom Shipping Tracker 6	<input checked="" type="checkbox"/>
Custom Shipping Tracker 7	<input checked="" type="checkbox"/>
Custom Shipping Tracker 8	<input checked="" type="checkbox"/>
Custom Shipping Tracker 9	<input checked="" type="checkbox"/>
Custom Shipping Tracker 10	<input checked="" type="checkbox"/>
Custom Shipping Tracker 11	<input checked="" type="checkbox"/>

After the placing order admin can track order from back-end also by submitting by submitting shipment even for custom shipping methods.

Orders

🔍 🔔 👤 admin ▾

Create New Order

<input type="checkbox"/>	ID	Purchase Point	Purchase Date	Bill-to Name	Ship-to Name	Grand Total (Base)	Grand Total (Purchased)	Status	Action
<input type="checkbox"/>	000000002	Main Website Main Website Store Default Store View	Jan 02, 2019, 13:25:10 PM	Veronica Costello	Veronica Costello	\$39.64	\$39.64	Complete	View
<input type="checkbox"/>	000000001	Main Website Main Website Store Default Store View	Jan 02, 2019, 13:25:09 PM	Veronica Costello	Veronica Costello	\$36.39	\$36.39	Processing	View

Search by keyword 🔍

Filters

👁 Default View ▾

⚙ Columns ▾

📄 Export ▾

→ When the status of order will be complete the click on View to see order details and can track order from there.

#000000002

← Back Send Email Credit Memo Reorder

Payment & Shipping Method

Payment Information

Check / Money order
The order was placed using USD.

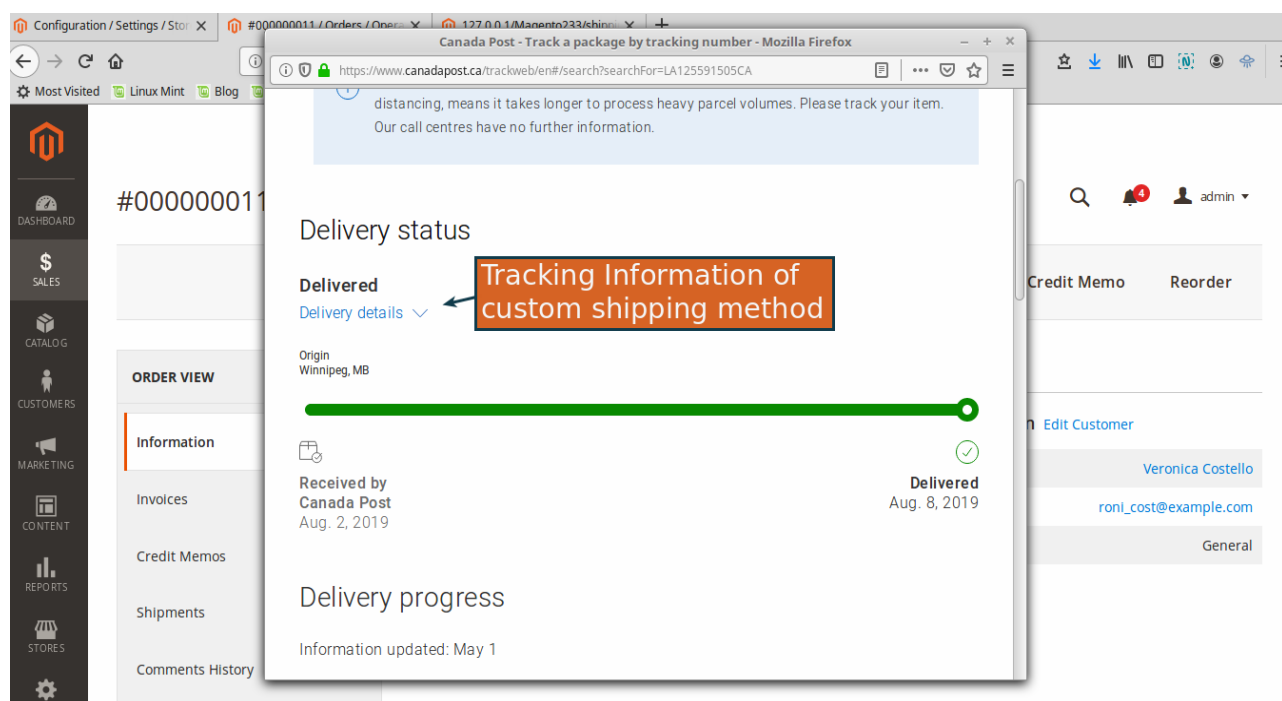
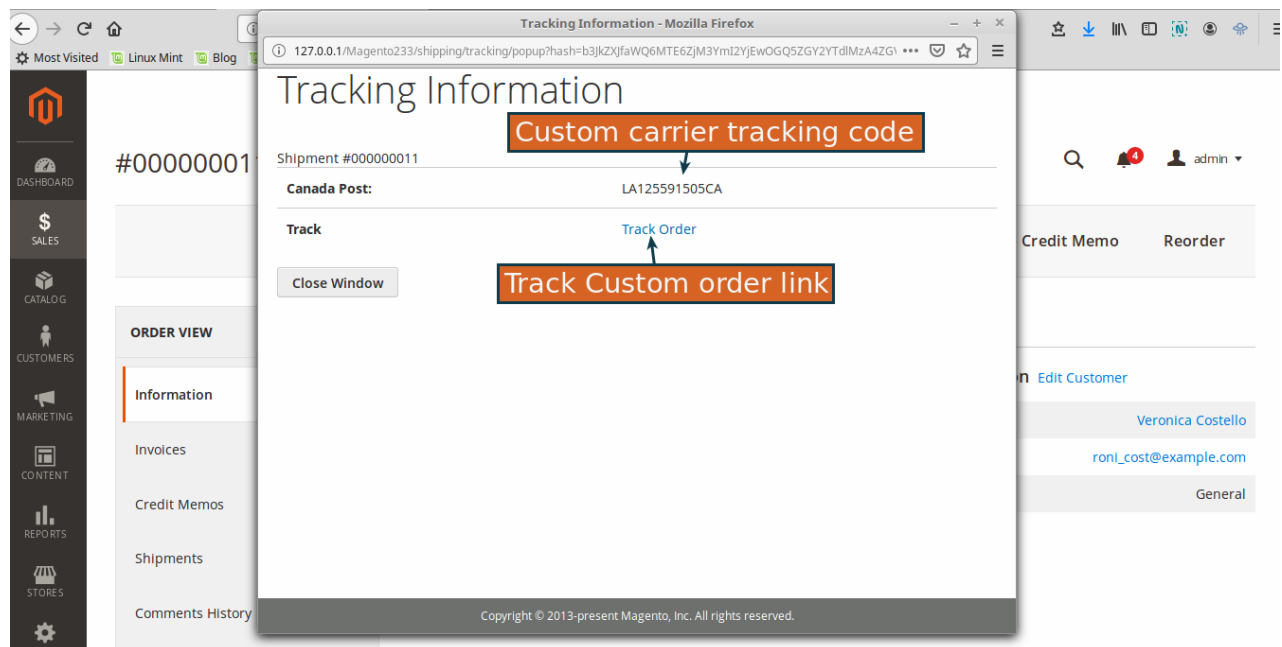
Shipping & Handling Information

[Track Order](#) **Track Order link**
Flat Rate - Fixed \$5.00

Items Ordered

Product	Item Status	Original Price	Price	Qty	Subtotal	Tax Amount	Tax Percent	Discount Amount	Row Total
Minerva LumaTech™ V-Tee-XS-Blue SKU: WS08-XS-Blue	Refunded	\$0.00	\$0.00	Ordered 1 Invoiced 1 Shipped 1 Refunded 1	\$0.00	\$0.00	0%	\$0.00	\$0.00

→ It will work for all types of shipping methods if there are available module already installed in site then it will show result in pop-up and for custom shipping it will also show result in pop-up by the help of given custom url.




Frontend example

The Track Order link will display in Top Link Section, By Clicking on it Customer will redirect to a Form Where he / she can track order by Entering Order Number and Email Associated with that order or a given Tracking Number.

By Entering the Order Number and Email or Tracking Number, Customer will redirect to the Shipment Details page.

Welcome, Veronica! Veronica Costello ▾ Track Order Sign Out or

LUMA **Track Order link** 

What's New Women Men Gear Training Sale

Track Order by Order Number and Email **Track Order by Tracking Number**

Check Shipping Status

Order Number *

Email *

Track Order

OR

Tracking Number *

Track Order

About us Privacy and Cookie Policy
 Customer Service Search Terms
 Advanced Search

Enter your email address **Subscribe**

Below Tracking information will be display once Customer fill the form.

Tracking Information

Tracking Information

Shipment #000000002			
Tracking Number:	1Z23465E0350635243		
Carrier:	United Parcel Service		
Status:	Delivered		
Signed by:	DRIVER RELEASE		
Service Type:	UPS Ground		
Weight:	1.10 LBS		
Delivered on:	Dec 5, 2018 10:06 AM		
Location	Date	Local Time	Description
Indianapolis, IN, US	Dec 5, 2018	9:14 AM	Out For Delivery Today
Indianapolis, IN, US	Dec 5, 2018	5:23 AM	Destination Scan
Indianapolis, IN, US	Dec 5, 2018	4:02 AM	Arrival Scan
Plainfield, IN, US	Dec 5, 2018	3:24 AM	Departure Scan
Plainfield, IN, US	Dec 4, 2018	11:16 PM	Arrival Scan
Indianapolis, IN, US	Dec 4, 2018	9:58 PM	Departure Scan
Indianapolis, IN, US	Dec 4, 2018	8:28 PM	Arrival Scan
Warwick, RI, US	Dec 4, 2018	1:41 AM	Departure Scan
Warwick, RI, US	Dec 3, 2018	7:26 PM	Origin Scan
US	Dec 3, 2018	4:58 PM	Order Processed: Ready for UPS

→ It will also show the result of custom shipping by giving tracking id or by email and order id.

What's New Women Men Gear Training Sale

Check Shipping Status

Order Number *

OR Tracking Number *

Email *

[Track Order](#)

[Track Order](#)

Tracking Information

Shipment #000000011

Canada Post: LA125591505CA

[Track](#)

[Track Order](#)

Showing carrier on front-end

Track order link for custom carrier

→ For custom shipping method it will show the result in pop-up.

Configuration / Settings / Store #000000011 / Orders / Open 127.0.0.1/Magento233/shipping

Canada Post - Track a package by tracking number - Mozilla Firefox

https://www.canadapost.ca/trackweb/en#/search?searchFor=LA125591505CA

Delivered

[Delivery details](#)

Shipping service: Tracked Packet - USA

Tracking number: LA125591505CA

Delivery standard: Aug. 14, 2019

Reason for delivery standard date change: Item was received by Canada Post after cut-off time.

[Download delivery confirmation](#)

Origin
Winnipeg, MB

Received by
Canada Post
Aug. 2, 2019

Delivered
Aug. 8, 2019

Delivery progress

Information updated: May 1

Tracking result for custom carrier will show on pop-up on front-end

LUMA

What's New Women

Check Shipping Status

Order Number *

Email *

[Track Order](#)

Tracking Information

Shipment #000000011

→ There will be a Track Order link in customer account dashboard for each order that will redirect customer to the Tracking information page.

Account Dashboard

- Account Information
- Address Book
- My Orders
- My Downloadable Products
- Newsletter Subscriptions
- Stored Payment Methods
- Billing Agreements
- My Product Reviews
- My Wish List

My Dashboard

Recent Orders [View All](#)

Order #	Date	Ship To	Order Total	Status	Action
000000002	1/2/19	Veronica Costello	\$39.64	Complete	View Order Track Order Reorder
000000001	1/2/19	Veronica Costello	\$36.39	Processing	View Order Track Order Reorder

Account Information

Contact Information

Veronica Costello
roni_cost@example.com

Newsletters

You don't subscribe to our newsletter.
[Edit](#)

Tracking Order link













Hyva Front-end Example :

Track order link on User account page :

Hyvä Themes

Recent Orders


View All

Order #	Date	Ship To	Order Total	Status	View / Reorder / Track Order
000000009	11/6/23	Rock Technolabs	\$186.00	Processing	  
000000008	11/6/23	Rock Technolabs	\$177.00	Processing	  
000000006	11/5/23	Rock Technolabs	\$54.00	Complete	  
000000004	11/3/23	Rock Technolabs	\$150.05	Complete	  




Tracking Link

Track order by Order Number and Email or Tracking Number

Hyvä Themes



[What's New](#)
[Women](#)
[Men](#)
[Gear](#)
[Training](#)
[Sale](#)

[Track Order](#)




Track order by order-number and email

Check Shipping Status

Order Number :

Email :

Track Order

OR

Track order by Tracking Number

Tracking Number :

Track Order

Track order link

Tracking Information

Tracking Information

Hyvä Themes

Tracking Information

USPS Tracking Number		LP650218435IN	
Order		000000005	
Status		Complete	
Carrier		United States Postal Service	
Location	Date	Time	Status
	04/01/2023		In Transit to Next Facility
	03/31/2023		In Transit to Next Facility
	03/30/2023		In Transit to Next Facility
CHICAGO IL INTERNATIONAL DISTRIBUTION CENTER	March 29, 2023	4:26 pm	Arrived at USPS Regional Facility
CHICAGO IL INTERNATIONAL DISTRIBUTION CENTER	March 29, 2023	4:24 pm	Arrived at USPS Regional Facility
SAINT LOUIS MO DISTRIBUTION CENTER	March 28, 2023	10:59 pm	Arrived at USPS Regional Facility
MO 63088	03/28/2023, 6:54 am	VALLEY PARK	Arrived at Post Office
	03/27/2023		In Transit to Next Facility
	03/26/2023		In Transit to Next Facility
JAMAICA NY INTERNATIONAL DISTRIBUTION CENTER	March 25, 2023	9:02 am	Arrived at USPS Regional Facility
	03/24/2023, 10:13 am	ISC NEW YORK NY(USPS)	Processed Through USPS Facility
			Inbound Into Customs
			Origin Post Is Preparing Shipment
INDIA	03/18/2023, 4:40 pm	CALCUTTA AIR	Processed Through Facility
INDIA	03/18/2023, 3:16 pm	CALCUTTA AIR	Processed Through Facility
INDIA	March 17, 2023	3:47 pm	Acceptance

Thank you!

if you have any questions or feature suggestions, please contact us at:
<https://www.mageants.com/contact-us>

Your feedback is absolutely welcome!