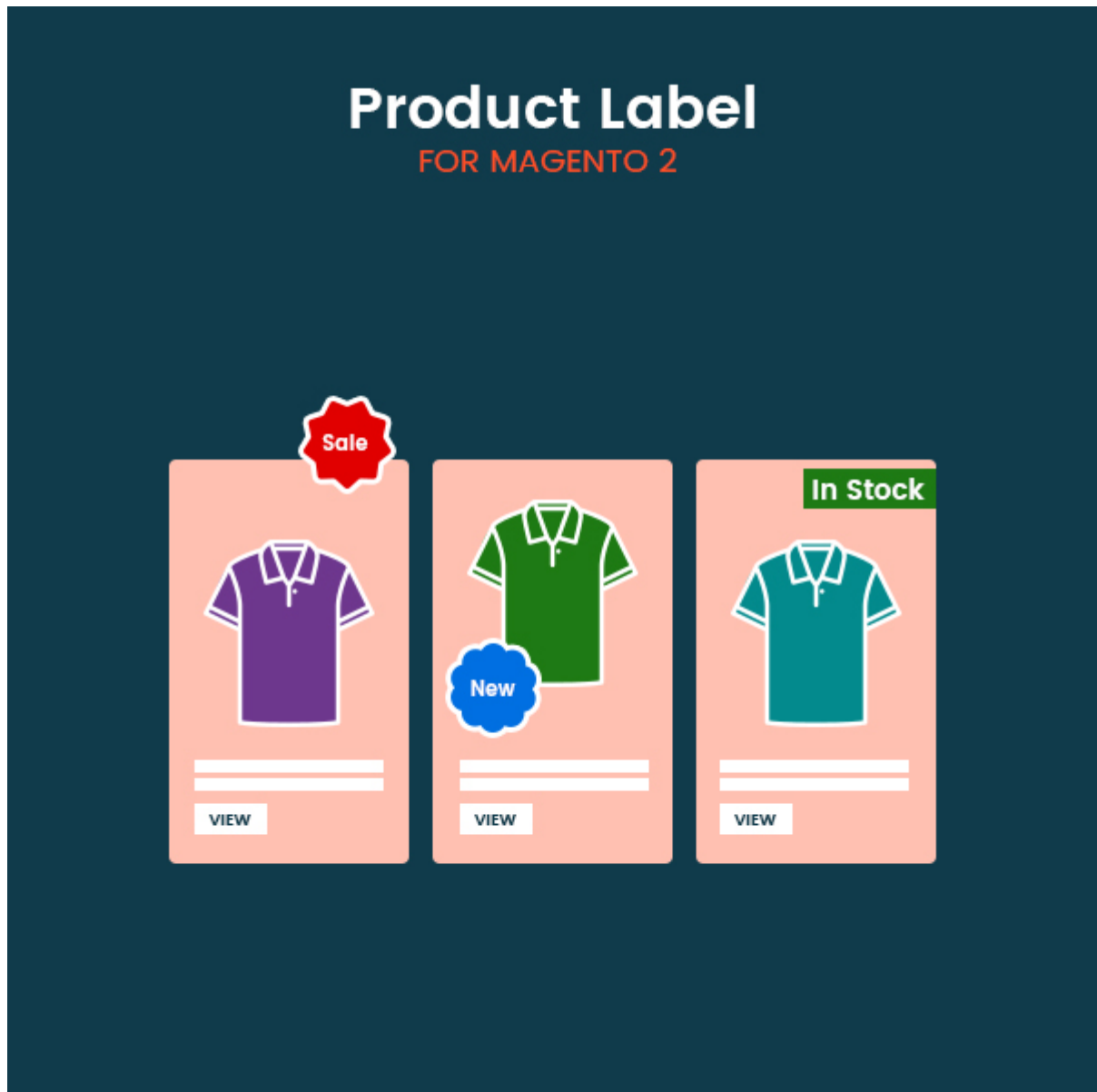


# Product Label

## FOR MAGENTO 2



[Product label – Magento 2](#)

[USER MANUAL](#)

Supported Version: 2.0, 2.1, 2.2, 2.3



Performant Magento Extensions

## Table Of Contents

<b>Preface .....</b>	<b>3</b>
<b>Installation.....</b>	<b>4</b>
Option 1: Magento 2 install extension using COMMAND LINE .....	4
Option 2: Magento 2 install extension manually .....	5
<b>Backend Example .....</b>	<b>6</b>
<b>Extension configuration.....</b>	<b>6</b>
<b>Frontend Example.....</b>	<b>12</b>

## **Preface:**

- People look for new and attractive things. It became necessary to do something new that attracts customers. One of the way is to display different kind of labels on product. Mageants has better solution for your labels. You can generate different dynamic product label with help of Product label extension which is developed by Mageants team.

## Installation:

There are two ways of installing extension in magento2.

- 1) Using COMMAND LINE.
- 2) Manually install extension.

**Option 1:** Magento 2 install extension using COMMAND LINE (Recommended).

Follow below steps to install extension from the command line.

**Step 1:** Download the extension and unzip it.

**Step 2:** Upload it to code directory in your magento installation's app directory.  
If code directory does not exists then create.

**Step 3:** Disable the cache under System → Cache Management.

**Step 4:** Enter the following at the command line:  
php bin/magento setup:upgrade  
php bin/magento setup:static-content:deploy

**Step 5:** Once you complete above steps log out and log in back to the admin panel and switch to Stores → Configuration → Mageants → Product label.  
The module will be displayed in the admin panel.

**Option 2:** Magento 2 install extension manually.

**Step 1:** Download the extension and unzip it.

**Step 2:** Upload it to code directory in your magento installation's app directory. If code directory does not exist then create.

**Step 3:** Disable the cache under System → Cache Management Edit app/etc/config.php file and add one line code: 'Mageants\_Product label' → 1

**Step 4:** Disable the cache under System → Cache Management

**Step 5:** Once you complete above steps log out and log in back to the admin panel and switch to Stores → Configuration → Mageants → Product label, the module will be displayed in the admin panel.

## Backend example

After Installation of Extension login to magento admin panel to set configuration of the extension.

## Extension Configuration

Configuration 🔔 21 👤 productlabeladmin ▾

Store View: Default Config ▾ Save Config

It's time to change your password.

MAGEANTS

Part Finder

**Product Labels**

GENERAL

**General Options**

Enable  ⊖

---

**On Sale Condition**

Minimal discount amount  ⊖

Minimal discount percentage  ⊖

Rounding of discount percentage  ⊖

Set Enable/Disable product labels extension

Minimal discount amount to display with product label

Minimal discount percentage to display with product label

Use rounding to show discount percentage/amount

Configuration 🔔 21 👤 productlabeladmin ▾

Store View: Default Config ▾ Save Config

It's time to change your password.

MAGEANTS

Part Finder

**Product Labels**

GENERAL

**General Options**

---

**On Sale Condition**

---

**`Is New` Condition**

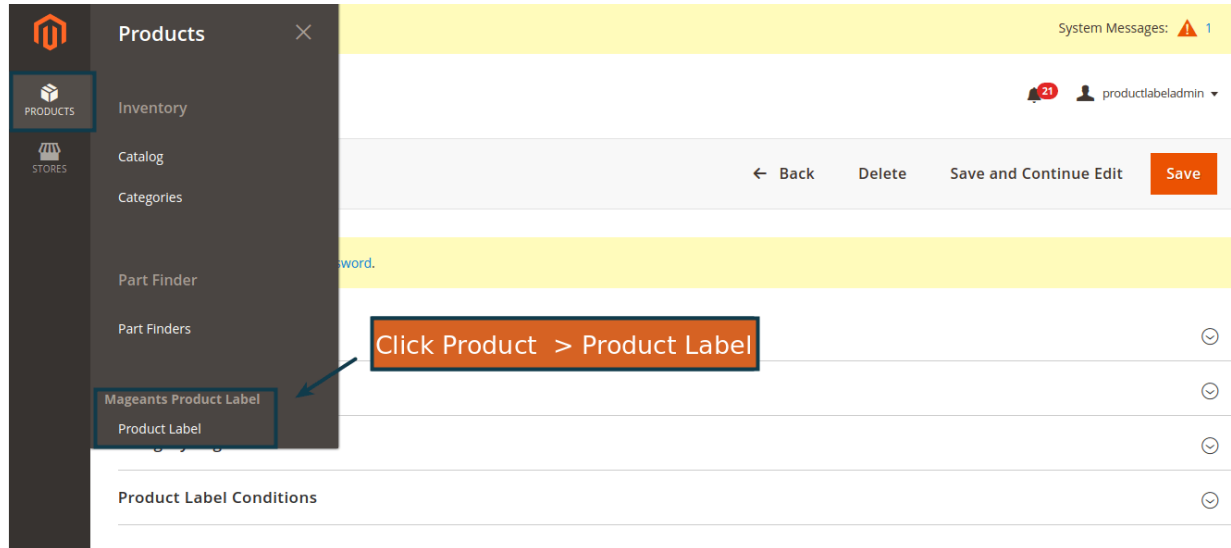
Use `New from Date` and `New to Date`  ⊖

Use `Creation Date`  ⊖

Use new from date to new to date with "IS NEW" condition

Use product creation date with "IS NEW" condition

## Product label Menu



System Messages: ▲ 1

21 productlabeladmin

← Back Delete Save and Continue Edit Save

word.

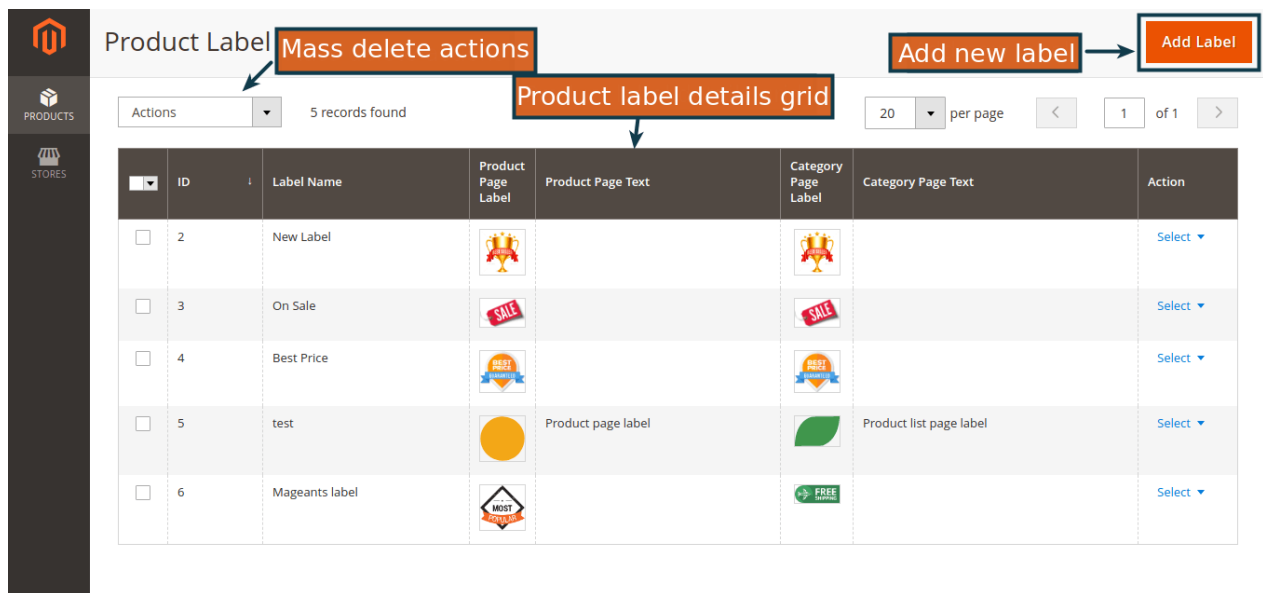
Click Product > Product Label

Mageants Product Label

Product Label











Product Label Conditions

## Product label Grid



Product Label **Mass delete actions** **Add new label** → **Add Label**

Actions 5 records found **Product label details grid** 20 per page 1 of 1

<input type="checkbox"/>	ID	Label Name	Product Page Label	Product Page Text	Category Page Label	Category Page Text	Action
<input type="checkbox"/>	2	New Label					Select ▼
<input type="checkbox"/>	3	On Sale					Select ▼
<input type="checkbox"/>	4	Best Price					Select ▼
<input type="checkbox"/>	5	test		Product page label		Product list page label	Select ▼
<input type="checkbox"/>	6	Mageants label					Select ▼

## Add / Edit Product label

Add Labels ← Back Delete Save and Continue Edit Save

General Details

**Write label name**

Label Name \*

Status \*  **Enable/Disable product label**

Priority \*  **Set priority for product label**  
Use 0 to show label first, and 99 to show it last

Use for Parent \*  **if yes then it will display on parent product. This option is available only for group and configurable product**  
Display child's label for parent (configurable and grouped products only)


Show In \*  All Store Views **Select store views to show product label**  
 ConfigurableProductWholesale  
 ConfigurableProductWholesale  
 ConfigurableProductWholesale  
 FastOrder  
 FastOrder

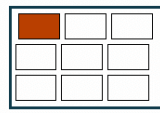
Add Labels ← Back Delete Save and Continue Edit Save


Product Page Details

**Upload your custom label image**

**Select predefined images to display as product label**  Select The Label Shape |  Upload Custom Label Image



Label Positon   **Select position to show product label on product image on product view**

 **it show preview of position**



enter lable size(in pixel)  
E.X : 100(by default)

Label Size

100

Example: 100 Note: it will take as pixel

Enter product label text to display

Label Text

Write color code for text color

Label Color

Ex.: #fff

text size in pixel to give size on text

Text Size

Example: 12px;

Label and Text Styles

write additional CSS

Ex.: text-align: center; line-height: 50px;

Category Page Details

Select predefined images to show as product label on category page

Select The Label Shape

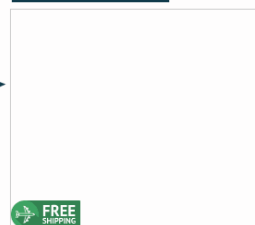
Upload Custom Label Image

Upload your custom Label image

Label Positon

Select position to show product label on product image on category page

It show preview of position



Enter lable size(in pixel)

Label Size

100

Example: 100 Note: it will take as pixel.

Enter product label text to display

Label Text

Enter text size in pixel

Text Size

Example: 12px;

Enter color code for text color

Label Color

Ex.: #fff

Label and Text Styles

write additional CSS

Ex.: text-align: center; line-height: 50px;

**Product Label Conditions**

Please specify **Select condition to show label on based of condition** the block on all product pages.

If ALL of these conditions are TRUE :

State

Is New \* Doesn't Matter

On Sale \* Doesn't Matter

**Set condition product attributes "IS NEW" set Yes/No**

**Set condition product attributes "ON SALE" set Yes/No**

**Stock**

Stock Status \* Doesn't Matter

Stock Range \* Yes

Display if stock is lower than

Display if stock is higher than

**Product label display whether product is in stock, out of stock or it doesn't matter**

**Display product label on based of stock range**

**Price Range**

Use Price Range \* Yes

Price Range \* Base Price

From Price

To Price

**Display product label based on price range and select price on based on base price, special price etc...**

**Customer Groups**

Use Customer Group \* Yes

Customer Groups \*

- NOT LOGGED IN
- General
- Wholesale
- Retailer
- Customer Info

**show lable for specific customer only**

## Edit Product attributes 'Is New' & 'On Sale'

Joust Duffle Bag ← Back Add Attribute Save

---

Customizable Options ⌵

---

Product in Websites ⌵

---

Design ⌵

---

Schedule Design Update ⌵

---

Product Label ⌵

Is New [global]  ⌵ Set is new Yes/No use with "IS NEW" condition to display product label

On Sale [global]  ⌵ Set on sale Yes/No to use with "ON SALE" condition to display product label

---

Downloadable Information ⌵

## Frontend Example

### Category page





Home > Gear > Bags

## Bags

Shopping Options Items 1-9 of 14 Sort By Position

- ACTIVITY
- FEATURES
- IS NEW
- MATERIAL
- ON SALE
- PRICE
- STRAP/HANDLE
- STYLE BAGS

Compare Products  
You have no items to compare.


			
Joust Duffel Bag \$100.00	Overnight Duffel \$45.00	Driven Backpack \$36.00	Endeavor Daytrip Backpack \$33.00


Product label in product list page

### Product view page

Gear Gift Card Car Parts Finder

Home > Gear > Bags > Joust Duffel Bag





Product label in product detail page

## Joust Duffel Bag

Be the first to review this product

**\$80.00**  
Regular Price \$100.00

Qty:

[Add to Cart](#)

[ADD TO WISH LIST](#)
[ADD TO COMPARE](#)
[EMAIL](#)

IN STOCK  
SKU#: 24-MB01



Performant Magento Extensions

## **Thank you!**

if you have any questions or feature suggestions, please contact us at:  
<https://www.mageants.com/contact-us>

Your feedback is absolutely welcome!