

# Price Per Customer

FOR MAGENTO 2



[Price Per Customer - Magento 2](#)

[USER MANUAL](#)

Supported Version: 2.0, 2.1, 2.2, 2.3, 2.4

## Table Of Contents

<b>Preface .....</b>	<b>3</b>
<b>Installation.....</b>	<b>4</b>
Option 1: Magento 2 install extension using COMMAND LINE .....	4
Option 2: Magento 2 install extension manually .....	5
<b>Backend Example .....</b>	<b>6</b>
<b>Extension configuration.....</b>	<b>6</b>
<b>Frontend Example.....</b>	<b>10</b>
<b>Product page.....</b>	<b>10</b>
<b>Cart page.....</b>	<b>11</b>

## Preface:

This Mageants Price per customer is a extension for the store owners who wants to apply custom price on product price and product special price for particular customer. Owner apply custom price with  $\pm$  flat rate or percentage.

The extension is providing below functionalities.

- Enable / Disable module configurations.
- Apply custom price on product wise for particular customer
- Apply custom price on customer page for all product of that customer default update price and also apply for particular product price.
- Update that custom price in front-end for that product.
- Update price using import and export custom price of customer.

## Installation:

There are two ways of installing extension in magento2.

- 1) Using COMMAND LINE.
- 2) Manually install extension.

**Option 1:** Magento 2 install extension using COMMAND LINE (Recommended).

Follow below steps to install extension from the command line.

**Step 1:** Download the extension and unzip it.

**Step 2:** Upload it to code directory in your magento installation's app directory.  
If code directory does not exists then create.

**Step 3:** Disable the cache under System → Cache Management.

**Step 4:** Enter the following at the command line:  
php bin/magento setup:upgrade  
php bin/magento setup:static-content:deploy

**Step 5:** Once you complete above steps log out and log in back to the admin panel and switch to Stores → Configuration → Mageants → Price Per Customer. The module will be displayed in the admin panel.

**Option 2:** Magento 2 install extension manually.

**Step 1:** Download the extension and unzip it.

**Step 2:** Upload it to code directory in your magento installation's app directory. If code directory does not exists then create.

**Step 3:** Disable the cache under System → Cache Management Edit app/etc/config.php file and add one line code:  
'Mageants\_PricePerCustomer' → 1

**Step 4:** Disable the cache under System → Cache Management

**Step 5:** Once you complete above steps log out and log in back to the admin panel and switch to Stores → Configuration → Mageants → Price Per Customer, the module will be displayed in the admin panel.

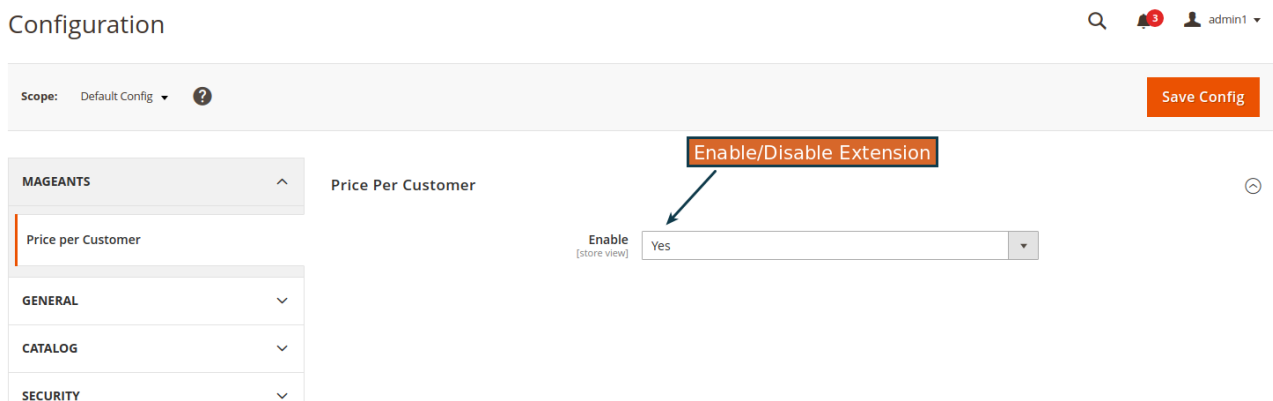
## Back-end example

After Installation of Extension login to magento admin panel to set configuration of the extension.

## Extension Configuration

As per below screen shot you can set all the settings here.

You can find configuration at Stores -> Configuration -> Mageants -> Price Per Customer.



The screenshot shows the 'Configuration' page in the Magento Admin. The 'Scope' is set to 'Default Config'. The 'MAGEANTS' section is expanded, showing the 'Price per Customer' configuration. The 'Enable' dropdown is set to 'Yes'. A red box labeled 'Enable/Disable Extension' points to the dropdown. The 'Save Config' button is visible in the top right corner.

## Assigning Price from the product for particular customer

To get information about product prices customer wise and update prices for customer product product workspace.

You can find Price per customer tab at Products → Inventory → Catalog edit particular product which prices need to changes.

## Price Per Customer

### Add Customer Price

**Search Customer** (highlighted)

**Customer Selected Email** (highlighted)

Search Customer (button) Save Customer Price (button)

Customer Email \*

Customer Price \*

Examples:  
 10.99 - replace product price with given value  
 ±10.99 - increase/decrease current price by given value  
 ±15% - increase/decrease current price by given percent

**Custom price which update on product price** (highlighted)

Customer Special Price

Examples:  
 10.99 - replace special price with given value  
 ±10.99 - increase/decrease special price by given value  
 ±15% - increase/decrease special price by given percent

**Custom price which update on product special price** (highlighted)

**Customer Email :** Need to select customer which customer we need to update prices.

**Customer Price :** You can add or subtract an amount price from product price for that particular customer which we selected. For example, enter “10.99” to add \$ 10.99 and “-10.99” to subtract \$10.99.

**Customer Special Price :** You can add or subtract an amount price from product special price for that particular customer which we selected. For example, enter “10.99” to add \$ 10.99 and “-10.99” to subtract \$10.99.

**Search Customer :** You can search and select customer for price update.

### Search Customer

Search Customer (highlighted)

Close (button)

Search Reset Filter 2 records found

20 per page 1 of 1

Customer ID	Customer Email	First Name	Last Name	Select
1	roni_cost@example.com	Veronica	Costello	Select

**Save the Customer :** Save customer price details for that particular product.

→ All customer's price update for this particular products.

Search [Reset Filter](#) 1 records found 20 per page 1 of 1

Customer ID	Customer Email	Customer Price	Special Price	Edit	Delete
1	roni_cost@example.com	5	6	<a href="#">Edit</a>	<a href="#">Delete</a>

## Assigning Price from the customer for particular product

To get information about customer prices product wise and update prices from customer workspace, Also update global price and special price price for selected customer which is default apply in all product.

You can find Customer Price tab at Customers -> All Customers -> edit particular customer.

### Global Price:

Global Customer Price

4

You can set the price for all your products for this customer. Examples:  
 ±10.99 - You can increase/decrease current product price with given price value  
 ±15% - You can increase/decrease current price with given percent value

You can set the price for all your products for this customer.

Global Customer Special Price

5

You can set the special price for all your products for this customer. Examples:  
 ±10.99 - You can increase/decrease current product special price with given price value  
 ±15% - You can increase/decrease current special price with given percent value

You can set the special price for all your product for this customer.

**Global Customer Price :** You can set the price for all your products for this customer.

**Global Customer Special Price :** You can set the special price for all your products for this customer.



Newsletter

Billing Agreements

Product Reviews

Wish List

Customer Price

Search [Reset Filter](#) 2046 records found

20 per page 1 of 103

	ID	Name	Type	SKU	Price	Special Price	Customer Price	Customer Special Price
Any					From			
					To			
					USD			
<input checked="" type="checkbox"/>	1	Joust Duffle Bag	simple	24-MB01	\$34.00		4	5
<input checked="" type="checkbox"/>	2	Strive Shoulder Pack	simple	24-MB04	\$32.00	32.000000	6	-7
<input checked="" type="checkbox"/>	3	Crown Summit Backpack	simple	24-MB03	\$38.00		6%	
<input type="checkbox"/>	4	Wayfarer Messenger Bag	simple	24-MB05	\$45.00			
<input type="checkbox"/>	5	Rival Field Messenger	simple	24-MB06	\$45.00			
<input type="checkbox"/>	6	Fusion Backpack	simple	24-MB02	\$59.00			
<input type="checkbox"/>	7	Impulse Duffle	simple	24-UB02	\$74.00			
<input type="checkbox"/>	8	Voyage Yoga Bag	simple	24-WB01	\$32.00			

Customer's Price modify grid

→ Customer price grid shows the all modified prices for this customer by default. If any products don't assign price then it will show empty in grid.

→ For assign new price or modify price click reset filters or select any from drop-down, also use filter the id,name,type,SKU or prices.

→ To assign new price price need to select checkbox, add prices and special prices for that customer and save customer so this price will save for this customer.

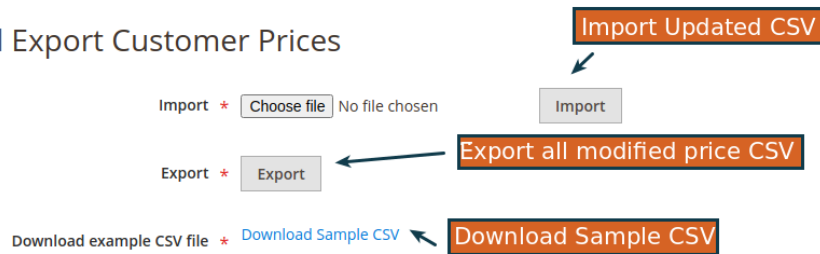
→ To delete product price deselect checkbox for that product.

## Import and export customer price

To get all customer modify prices using export customer price and also update price and import that csv using import.

You can find Import/Export customer group prices menu at System -> Data transfer → Import/Export customer group prices.

## Import and Export Customer Prices



## Front-end


Using this Extension product price will update for logged customer.

For Example, product normal price is \$34 and special price \$30 when not logging any customer and some of user add price 4 and -4 for special price.

Then for that customer logging we can see \$38 product price and \$26 for special price.

### Before modify price:

Home > Gear > Bags > Joust Duffle Bag



**Regular Price before modify** → **\$30.00**  
**Special Price before modify** → **\$34.00**

Joust Duffle Bag  
★★★★☆ 2 Reviews [Add Your Review](#)  
IN STOCK  
SKU#: 24-MB01

Qty:

[Add to Cart](#)

[ADD TO WISH LIST](#) [ADD TO COMPARE](#)

## After modify price:

## Product page :-

[Home](#) > [Joust Duffle Bag](#)



### Joust Duffle Bag

★★★★☆

2 Reviews

[Add Your Review](#)

Regular price  
after modify

**\$26.00**

Special price  
after modify

Regular  
Price  
\$38.00

IN STOCK  
SKU#: 24-MB01

Qty

1


Add to Cart

♥ ADD TO WISH LIST

📊 ADD TO COMPARE

## Checkout cart page :-

### Shopping Cart

Item	Price	Qty	Subtotal
 <p>Joust Duffle Bag</p> <p><a href="#">Move to Wishlist</a></p>	\$26.00	1	\$26.00
<p>Price after modify</p>			
<p><a href="#">Update Shopping Cart</a></p>			

#### Summary

Estimate Shipping and Tax	▼
Subtotal	\$26.00
Tax	\$0.00
<b>Order Total</b>	<b>\$26.00</b>

[Proceed to Checkout](#)


[Check Out with Multiple Addresses](#)

## Checkout summary page :-

### Order Summary

Cart Subtotal	\$26.00
Shipping Flat Rate - Fixed	\$5.00
<b>Order Total</b>	<b>\$31.00</b>

1 Item in Cart ^



Joust Duffle Bag

Qty: 1

\$26.00

## Front-end order details page :-

Order # 0000000003

PENDING

February 25, 2022

[Reorder](#)

[Print Order](#)

Items Ordered				
Product Name	SKU	Price	Qty	Subtotal
Joust Duffle Bag	24-MB01	\$26.00	Ordered: 1	\$26.00
Price after modify				Subtotal \$26.00
				Shipping & Handling \$5.00
				<b>Grand Total \$31.00</b>

## Back-end order details page :-

#000000003

[← Back](#)
[Cancel](#)
[Send Email](#)
[Hold](#)
[Invoice](#)
[Ship](#)
[Reorder](#)
[Edit](#)

### Items Ordered

Product	Item Status	Original Price	Price	Qty	Subtotal	Tax Amount	Tax Percent	Discount Amount	Row Total
Joust Duffle Bag SKU: 24-MB01	Ordered	\$34.00	\$26.00	Ordered 1	\$26.00	\$0.00	0%	\$0.00	\$26.00

Price after modify

### Order Total

#### Notes for this Order

Status

Pending ▼

Comment

☐ Notify Customer by Email

☐ Visible on Storefront

Submit Comment

#### Order Totals

Subtotal	\$26.00
Shipping & Handling	\$5.00
<b>Grand Total</b>	<b>\$31.00</b>
<b>Total Paid</b>	<b>\$0.00</b>
<b>Total Refunded</b>	<b>\$0.00</b>
<b>Total Due</b>	<b>\$31.00</b>



## **Thank you!**

you have any questions or feature suggestions, please contact us at:  
<https://www.mageants.com/contact-us.html>

Your feedback is absolutely welcome!