

Multiple Coupons

FOR MAGENTO 2



SUPPORTED VERSION 2.0,2.1,2.2,2.3

Multiple coupon - Magento 2

USER MANUAL

Supported Version: 2.0, 2.1, 2.2, 2.3

Table Of Contents

Preface	3
Installation.....	4
Option 1: Magento 2 install extension using COMMAND LINE	4
Option 2: Magento 2 install extension manually	5
Backend Example	6
Extension configuration.....	6
Frontend Example.....	9

Preface:

- Multiple Coupons Extension allows customers apply multiple coupon codes at shopping cart , checkout and backend creating order.
- Apply multiple coupons at shopping cart page.
- Apply multiple coupons at checkout page.
- Apply multiple coupons when creating order in Magento admin panel.
- Allow guest customer to use multiple coupons.
- Limit usage of specific coupons together with other promo codes.
- Applying or remove applied coupons easily.
- Set unique coupons which can reject others.

Installation:

There are two ways of installing extension in magento2.

- 1) Using COMMAND LINE.
- 2) Manually install extension.

Option 1: Magento 2 install extension using COMMAND LINE (Recommended).

Follow below steps to install extension from the command line.

Step 1: Download the extension and unzip it.

Step 2: Upload it to code directory in your magento installation's app directory.
If code directory does not exists then create.

Step 3: Disable the cache under System → Cache Management.

Step 4: Enter the following at the command line:
php bin/magento setup:upgrade
php bin/magento setup:static-content:deploy

Step 5: Once you complete above steps log out and log in back to the admin panel and switch to Stores → Configuration → Mageants → Multiple coupon. The module will be displayed in the admin panel.

Option 2: Magento 2 install extension manually.

Step 1: Download the extension and unzip it.

Step 2: Upload it to code directory in your magento installation's app directory.
If code directory does not exists then create.

Step 3: Disable the cache under System → Cache Management Edit
app/etc/config.php file and add one line code: 'Mageants_Multiplecoupon'
→ 1

Step 4: Disable the cache under System → Cache Management

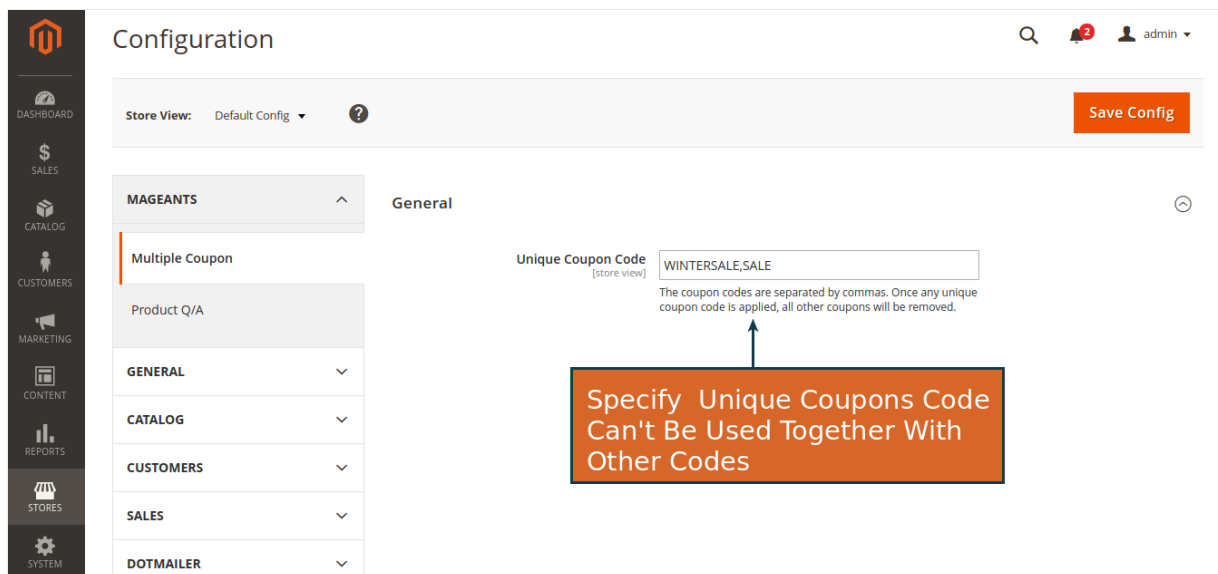
Step 5: Once you complete above steps log out and log in back to the
admin panel and switch to Stores → Configuration → Mageants →
Multiple coupon, the module will be displayed in the admin panel.

Configuration

Store → Configuration → Mageants → Multiple Coupon

Unique Coupons Code :-

It is helpful to avoid multiple discount coupons code used in the same cart. When the specific coupon in this field is applied, all other coupons will be canceled. For Example, you would like to start sale (60% off for everything) but same time you have another offer (30% off for specific category). If you don't want to use both offer on same cart then you can set coupons here. If applied this coupons then other coupons code remove.



Configuration

Store View: Default Config

Save Config

MAGEANTS

Multiple Coupon

Product Q/A

GENERAL

CATALOG

CUSTOMERS

SALES

DOTMAILER

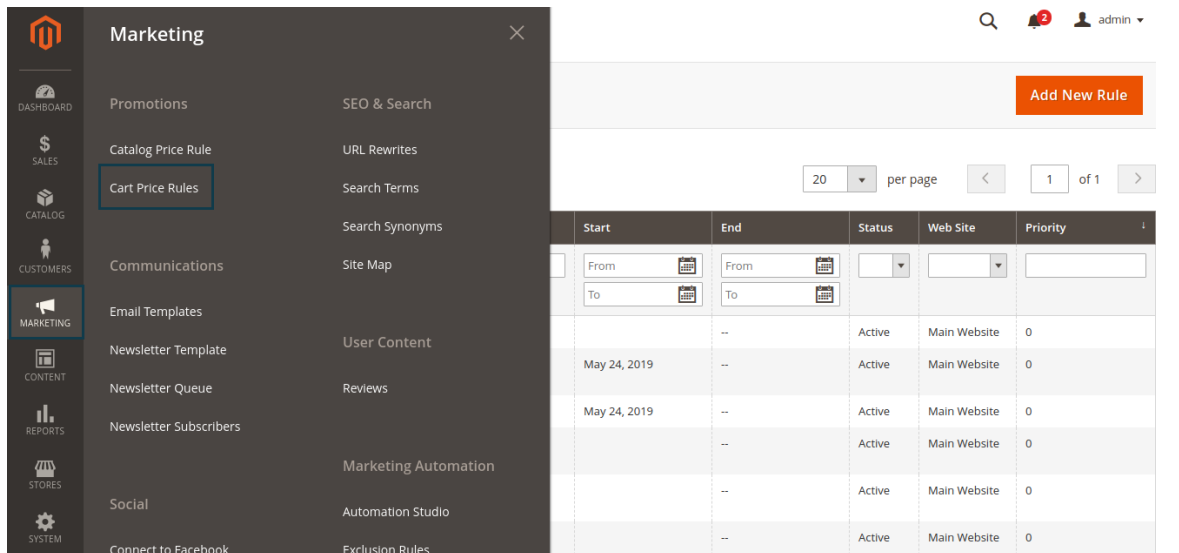
Unique Coupon Code [store view] WINTERSALE,SALE

The coupon codes are separated by commas. Once any unique coupon code is applied, all other coupons will be removed.

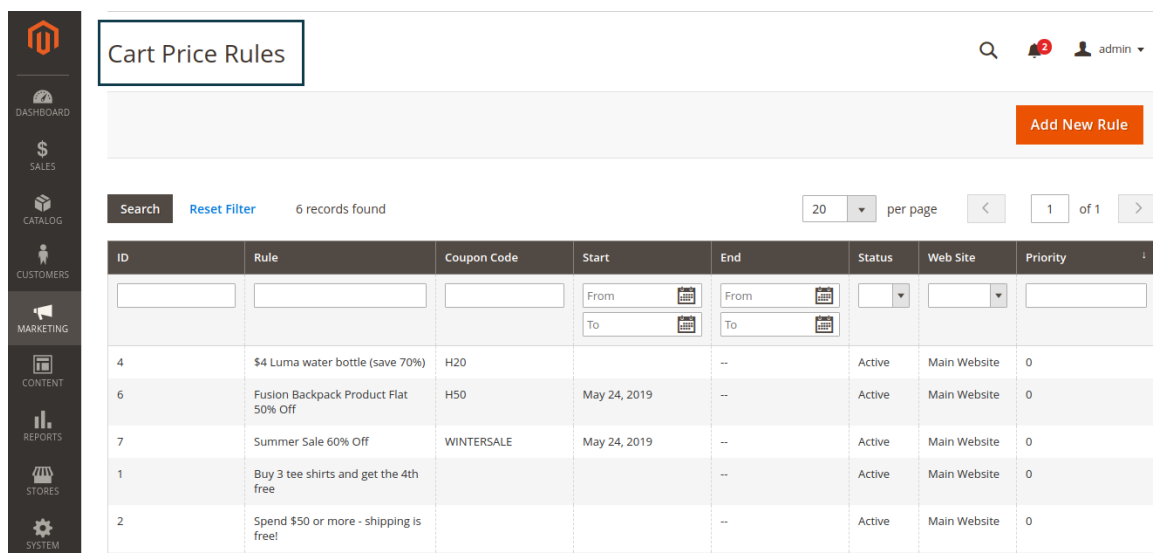
Specify Unique Coupons Code Can't Be Used Together With Other Codes

Coupons Configuration :-

Marketing → Cart Price Rule




The screenshot shows the Magento Admin interface. On the left, the 'Marketing' menu is expanded, highlighting 'Cart Price Rules'. The main content area shows the 'Cart Price Rules' configuration page. At the top right, there is a search icon, a notification bell with '2' alerts, and a user profile 'admin'. Below this is a table with columns: ID, Start, End, Status, Web Site, and Priority. The table contains 6 records, all with a status of 'Active' and a priority of '0'. The 'Start' and 'End' columns have date pickers. A 'Add New Rule' button is located at the top right of the table.



The screenshot shows the 'Cart Price Rules' configuration page. At the top, there is a search icon, a notification bell with '2' alerts, and a user profile 'admin'. Below this is a table with columns: ID, Rule, Coupon Code, Start, End, Status, Web Site, and Priority. The table contains 6 records, all with a status of 'Active' and a priority of '0'. The 'Start' and 'End' columns have date pickers. A 'Add New Rule' button is located at the top right of the table. Below the table, there is a 'Search' button and a 'Reset Filter' button. The text '6 records found' is displayed. The 'ID' column contains the values 4, 6, 7, 1, and 2. The 'Rule' column contains the descriptions of the rules. The 'Coupon Code' column contains the values H20, H50, and WINTERSALE.

Multiple Coupons On Back-end Creating Order.



DASHBOARD

SALES

CATALOG

CUSTOMERS

MARKETING

CONTENT

REPORTS

STORES

SYSTEM

Create New Order for Veronica Costello in De... Cancel Submit Order

Order Currency: US Dollar

Customer's Activities

Shopping Cart (2)

Item	Qty	Price	
Fusion Backpack	1	\$59.00	<input type="checkbox"/>
Affirm Water Bottle	1	\$7.00	<input type="checkbox"/>

Clear Shopping Cart

Items Ordered Add Products

Product	Price	Qty	Subtotal	Discount	Row Subtotal	Action
Fusion Backpack SKU: 24-MB02	\$59.00 <input type="checkbox"/> Custom Price*	1	\$59.00	-\$29.50 <input checked="" type="checkbox"/> Apply	\$29.50	Please select <input type="button" value="v"/>
Affirm Water Bottle SKU: 24-UG06	\$7.00 <input type="checkbox"/> Custom Price*	1	\$7.00	-\$4.90 <input checked="" type="checkbox"/> Apply	\$2.10	Please select <input type="button" value="v"/>
Total 2 product(s)	Subtotal:		\$66.00	-\$34.40	\$31.60	

* - Enter custom price excluding tax

Apply Coupon Code

H20



H50

Update Items and Quantities

Frontend example

Multiple Coupons On Shopping Cart page

Shopping Cart

Item	Price	Qty	Subtotal
 Fusion Backpack	\$59.00	1	\$59.00
 Affirm Water Bottle	\$7.00	1	\$7.00

Summary

Estimate Shipping and Tax

Apply Discount Code

Enter discount code

Apply Discount

Apply Coupon

H20 [Remove](#)

H50 [Remove](#)

Subtotal \$66.00

Discount (H20,H50) ^ -\$34.40

H50 -\$29.50

H20 -\$4.90

Tax \$0.00

Order Total \$31.60

Multiple Coupons On Checkout page



Payment Method:

Check / Money order

☒ My billing and shipping address are the same

Veronica Costello
6146 Honey Bluff Parkway
Calder, Michigan 49628-7978
United States
(555) 229-3326

Place Order

Apply Discount Code ^

Enter promo code

H20 [Remove](#)

H50 [Remove](#)

Apply Discount

Order Summary


Cart Subtotal	\$66.00
Discount (H20,H50) ^	-\$34.40
H50	-\$29.50
H20	-\$4.90
Shipping Flat Rate - Fixed	\$10.00
Tax	\$2.61
Order Total	\$44.21
2 Items in Cart	

Ship To:

Veronica Costello

Screenshot of Hyvä Theme

You used coupon code "Watch,MIN ORDER 50"

Product	Price	Qty	Total
 Dash Digital Watch	\$92.00	1	\$92.00

Update Shopping Cart

Effortlessly Apply and Manage Multiple Coupons, Including Easy Removal of Specific Discounts

Comprehensive Discount Summary
Displaying Applied Coupon Details, Prices, and Descriptions

Estimate Shipping and Tax

Apply Discount Code

Enter discount code

Apply Discount

Applied Coupon

Watch Remove

MIN ORDER 50 Remove

Subtotal \$92.00

Discount ^ - \$15.00

Watch (Watches Discount) -\$5.00

MIN ORDER 50 (Minimum order greater than 50) -\$10.00

Grand Total \$77.00

Proceed to Checkout

Hyvä Theme



Thank you!

If you have any questions or feature suggestions, please contact us at:
<https://www.mageants.com/contact-us>

Your feedback is absolutely welcome!