

[Multi store view pricing – Magento 2](#)

[USER MANUAL](#)

Supported Version: 2.0, 2.1, 2.2, 2.3

Table Of Contents

Preface	3
Installation.....	4
Option 1: Magento 2 install extension using COMMAND LINE	4
Option 2: Magento 2 install extension manually	5
Backend Example	6
Extension Configuration.....	6
Frontend Example.....	9
Csv Description.....	13

Preface:

- Almost websites contains different multi store view which associated with different regions and zones.
- In these cases, store owner needed to setup currency of particular area, region or zone.
- Mageants has developed best solution.
- According to Now his/her store store owner view can set currency zone by installing.
- Mageants Multi Store View Pricing extension. Store owner can set price of product and set currency for particular store view.

Installation:

There are two ways of installing extension in magento2.

- 1) Using COMMAND LINE.
- 2) Manually install extension.

Option 1: Magento 2 install extension using COMMAND LINE (Recommended).

Follow below steps to install extension from the command line.

Step 1: Download the extension and unzip it.

Step 2: Upload it to code directory in your magento installation's app directory.
If code directory does not exists then create.

Step 3: Disable the cache under System → Cache Management.

Step 4: Enter the following at the command line:
php bin/magento setup:upgrade
php bin/magento setup:static-content:deploy

Step 5: Once you complete above steps log out and log in back to the admin panel and switch to Stores → Configuration → Catalog → Price → Scope → Store view. The module will be displayed in the admin panel.

Option 2: Magento 2 install extension manually.

Step 1: Download the extension and unzip it.

Step 2: Upload it to code directory in your magento installation's app directory.
If code directory does not exists then create.

Step 3: Disable the cache under System → Cache Management Edit
app/etc/config.php file and add one line code:
'Mageants_Multistorereviewpricing' → 1

Step 4: Disable the cache under System → Cache Management

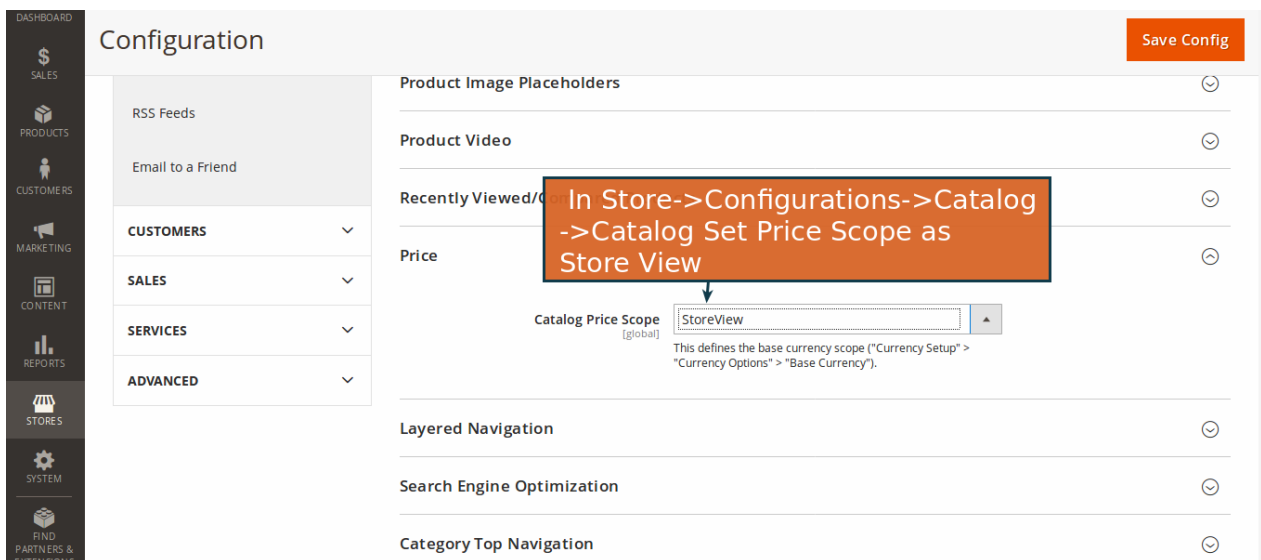
Step 5: Once you complete above steps log out and log in back to the
admin panel and switch to Stores → Configuration → Catalog → Price →
Scope → Store view, the module will be displayed in the admin panel.

Backend example

After Installation of Extension login to magento admin panel to set configuration of the extension.

Extension configuration

As per below screen shot you can set all the settings here. **Set Price Scope: Stores -> Configuration -> Catalog -> Catalog > Price - Select Storeview dropdown.**



Configuration

Save Config

RSS Feeds

Email to a Friend

CUSTOMERS

SALES

SERVICES

ADVANCED

Product Image Placeholders

Product Video

Recently Viewed/C

Price

Catalog Price Scope [global] StoreView

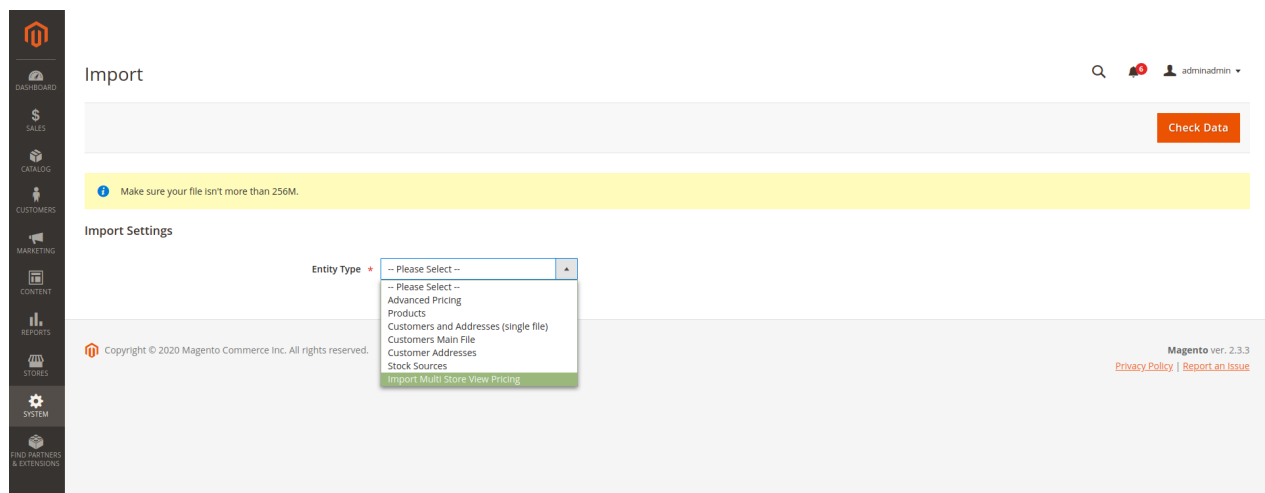
This defines the base currency scope ("Currency Setup" > "Currency Options" > "Base Currency").

Layered Navigation

Search Engine Optimization

Category Top Navigation

Import Multi Store View Pricing using csv file here.



Import

Check Data

Make sure your file isn't more than 256M.

Import Settings

Entity Type * -- Please Select --

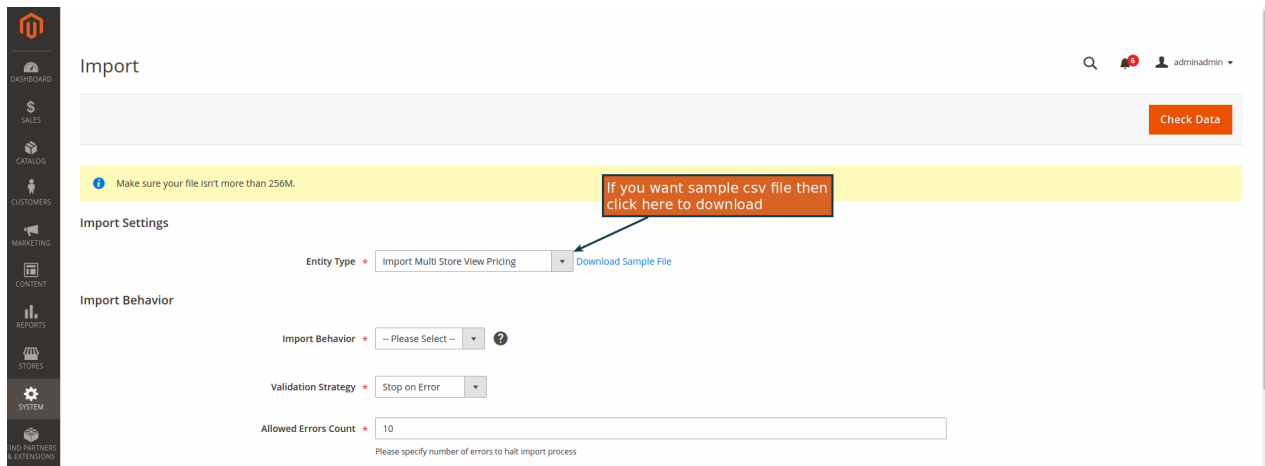
- Please Select --
- Advanced Pricing
- Products
- Customers and Addresses (single file)
- Customers Main File
- Customer Addresses
- Stock Sources
- Import Multi Store View Pricing

Copyright © 2020 Magento Commerce Inc. All rights reserved.

Magento ver. 2.3.3

[Privacy Policy](#) | [Report an Issue](#)

If you want to download uploaded csv then click on link.



Import

Make sure your file isn't more than 256M.

If you want sample csv file then click here to download

Entity Type * Import Multi Store View Pricing [Download Sample File](#)

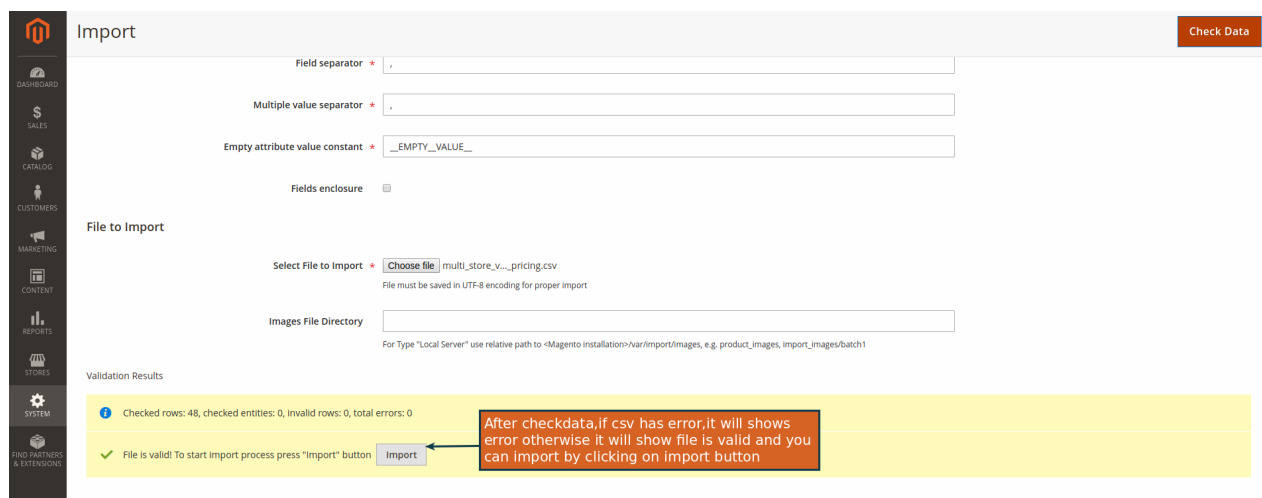
Import Behavior

Import Behavior * -- Please Select -- ?

Validation Strategy * Stop on Error

Allowed Errors Count * 10
Please specify number of errors to halt import process

After Checkdata,if error occure then show otherwise import file here.



Import

Check Data

Field separator * ,

Multiple value separator * ,

Empty attribute value constant * _EMPTY_VALUE_

Fields enclosure ☐

File to Import

Select File to Import * [Choose file](#) multi_store_v...pricing.csv
File must be saved in UTF-8 encoding for proper import

Images File Directory
For Type "Local Server" use relative path to <Magento installation>/var/import/images, e.g. product_images, import_images/batch1

Validation Results

Checked rows: 48, checked entities: 0, invalid rows: 0, total errors: 0

File is valid! To start import process press "Import" button [Import](#)

After checkdata,if csv has error,it will shows error otherwise it will show file is valid and you can import by clicking on import button

Edit Price & Advance price for products

Special Price [website]
☐ Use Default Value

Special Price From To
☐ Use Default Value ☐ Use Default Value

Cost [website]
☒ Use Default Value

Tier Price *

Website	Customer Group	Quantity	Price
Multistoreview Pricing[USD]	ALL GROUPS	5	\$ 15
Multistoreview Pricing[USD]	General	3	\$ 15

Special price for german store view

Set Price for different Store view wise here

Special Price [website]
☒ Use Default Value

Special Price From To
☐ Use Default Value ☐ Use Default Value

Cost [website]
☒ Use Default Value

Tier Price *

Website	Customer Group	Quantity	Price
Multistoreview Pricing[USD]	ALL GROUPS	5	\$ 20
Multistoreview Pricing[USD]	NOT LOGGED IN	5	\$ 35
Multistoreview Pricing[USD]	ALL GROUPS	3	\$ 25

Add

Tier price for French storeview

Frontend example

Display price base on your Store view wise.

Home > Gear > Bags


Bags

Shopping Options

- ACTIVITY
- FEATURES
- IS NEW
- MATERIAL
- ON SALE
- PRICE
- STRAP/HANDLE
- STYLE BAGS

Items 1-9 of 14

Sort By Position



Product Name	Price
Joust Duffle Bag	\$12.00 Regular Price \$350.00
Overnight Duffle	\$45.00
Driven Backpack	\$36.00
Endeavor Daytrip Backpack	\$33.00

Compare Products

You have no Items to compare.

Display price base on your store view

When we change store as a French in frontend then price changed with store and Currency wise.

Default welcome msg! Sign In or Create an Account French

LUMA

Search entire store here...

What's New Women Men **Gear** Training Sale Gift Card Car Parts Finder

Home > Gear > Bags > Joust Duffle Bag

Joust Duffle Bag

Be the first to review this product

\$12.00
Regular Price \$15.00

IN STOCK
SKU#: 24-MB01

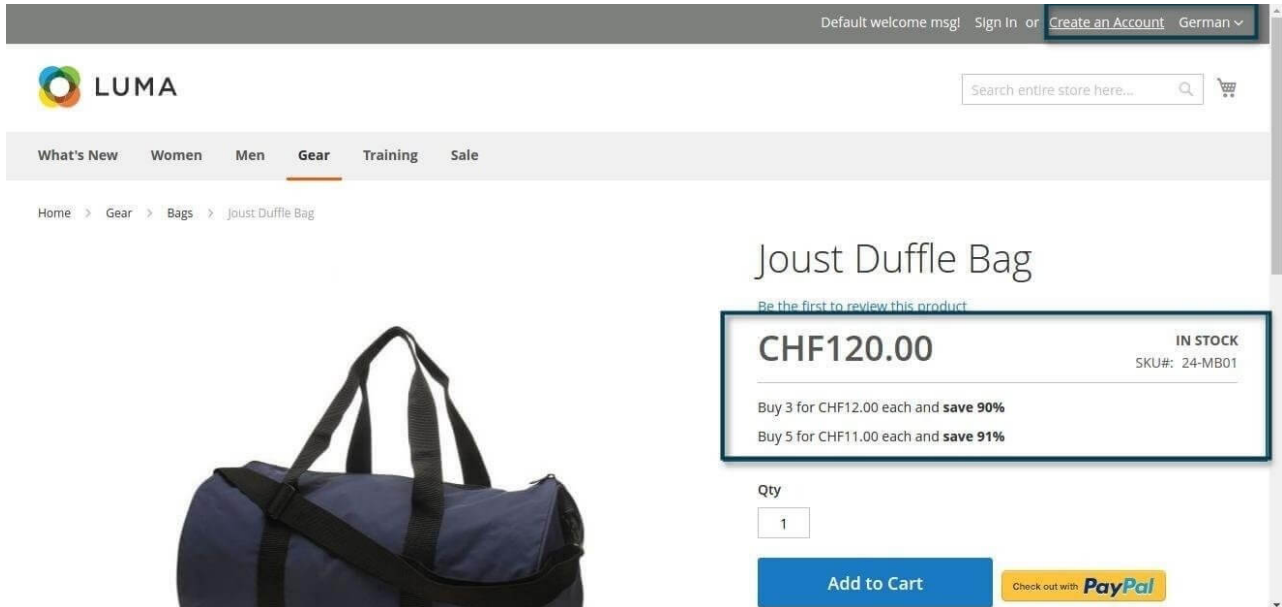
Qty: 1

Add to Cart

ADD TO WISH LIST ADD TO COMPARE EMAIL

Hi! Got Questions ?

When we change store as a German in frontend then price changed with store and Currency wise.



Default welcome msg! Sign In or [Create an Account](#) German ▾

LUMA Search entire store here...

What's New Women Men **Gear** Training Sale

Home > Gear > Bags > Joust Duffle Bag

Joust Duffle Bag

Be the first to review this product

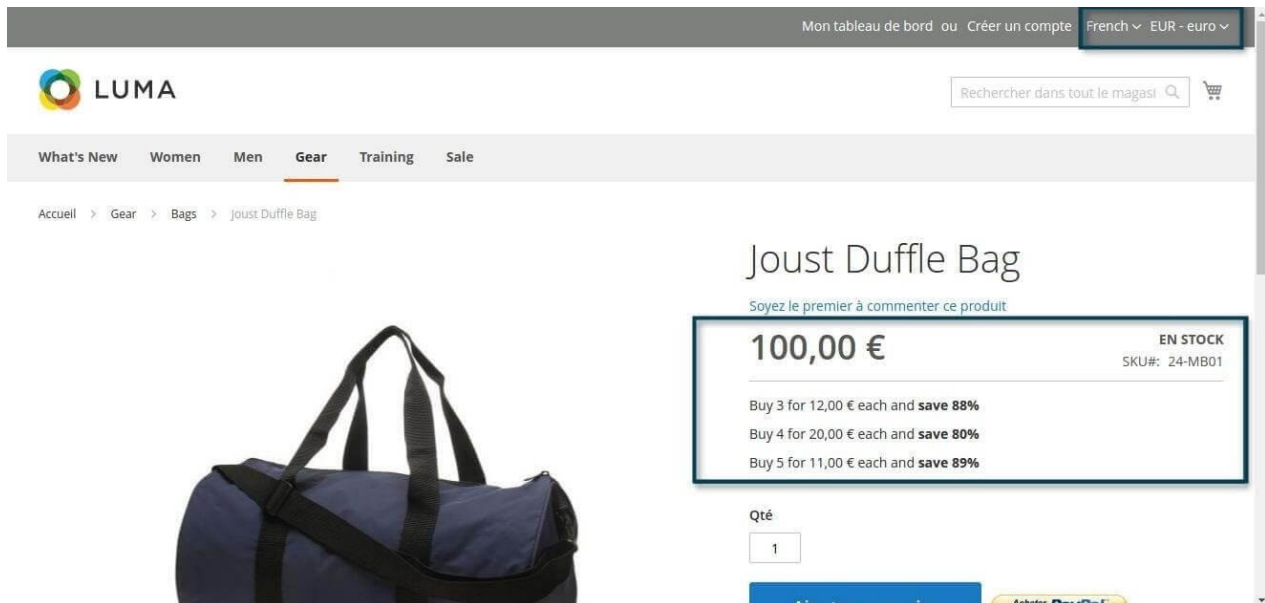
CHF120.00 **IN STOCK**
SKU#: 24-MB01

Buy 3 for CHF12.00 each and **save 90%**
Buy 5 for CHF11.00 each and **save 91%**

Qty:

[Add to Cart](#) [Check out with PayPal](#)

When we change store as a EUR-euro in frontend then price changed with store and Currency wise.



Mon tableau de bord ou [Créer un compte](#) French ▾ EUR - euro ▾

LUMA Rechercher dans tout le magasin

What's New Women Men **Gear** Training Sale

Accueil > Gear > Bags > Joust Duffle Bag

Joust Duffle Bag

Soyez le premier à commenter ce produit

100,00 € **EN STOCK**
SKU#: 24-MB01


Buy 3 for 12,00 € each and **save 88%**
Buy 4 for 20,00 € each and **save 80%**
Buy 5 for 11,00 € each and **save 89%**



Qté:

[Ajouter au panier](#) [Acheter avec PayPal](#)

When we change store in frontend then price changed with store and Currency wise.

Default welcome msg! [Sign In](#) or [Create an Account](#) [MultiStoreview Pricing Storeview](#) ▾

 **LUMA**


Search entire store here...  

[What's New](#) [Women](#) [Men](#) [Gear](#) [Training](#) [Sale](#) [Gift Card](#) [Car Parts Finder](#)

[Home](#) > [Joust Duffle Bag](#)

✓ You added Joust Duffle Bag to your shopping cart.

✓ You added Joust Duffle Bag to your shopping cart.



Joust Duffle Bag

[Be the first to review this product](#)

₹210.00
Regular Price ₹350.00

Qty


[Add to Cart](#)


♥ [ADD TO WISH LIST](#) [ADD TO COMPARE](#) [EMAIL](#)


IN STOCK
SKU#: 24-MB01

When we change store as a English in frontend then price changed with store and Currency wise.

Default welcome msg! Sign In or Create an Account English





Search entire store here... 




What's New Women Men Gear Training Sale Gift Card Car Parts Finder

Home > Joust Duffle Bag

 You added Joust Duffle Bag to your shopping cart.

 You added Joust Duffle Bag to your shopping cart.



Joust Duffle Bag




Be the first to review this product

\$10.00

IN STOCK
SKU#: 24-MB01

Qty

Add to Cart

 ADD TO WISH LIST  ADD TO COMPARE  EMAIL

Csv file description

- 1) id → Serial Number of csv rows
- 2) sku → Enter your product sku
- 3) price → Set price for specific product
- 4) store_id → This field is used to define the Store Id of the product which makes changes in particular store
- 5) special_price → It defines the special price of the product
- 6) msrp → Set manufacturer's suggested retail price of product
- 7) cost → It defines the cost price of the product
- 8) special_from_date → It defines when the special price offer will start
- 9) special_to_date → It defines when the special price offer will End
- 10) msrp_display_actual_price_type → Set actual manufacturer's suggested retail price of product
- 11) tier_price → set tier price for product



Thank you!

If you have any questions or feature suggestions, please contact us at:
<https://www.mageants.com/contact-us>

Your feedback is absolutely welcome!