



Minimum Quantity of Configurable Product

– Magento 2

USER MANUAL

Table Of Contents

Preface	3
Installation	4
Option 1: Magento 2 install extension using COMMAND LINE	4
Option 2: Magento 2 install extension manually	5
Backend Example	6
Frontend Example.....	8

Preface :

- This Minimum Quantity of Configurable Product Module allow admin to set the minimum quantity of configurable product with condition when customer go to checkout.
- **Minimum Quantity of Configurable Product Module Help You to:**
 - Set minimum Quantity for all configurable product.
 - Set minimum Quantity of Specific configurable product.

Installation:

There are two ways of installing extension in magento2.

- Using COMMAND LINE.
- Manually Install extension.

Option 1: Magento 2 install extension using COMMAND LINE
(Recommended)

Follow below steps to install extension from the command line.

Step 1: Download the extension and unzip it.

Step 2: Upload it to code directory in your magento installation's app directory If code directory does not exists then create.

Step 3: Disable the cache under System -> Cache Management.

Step 4: Enter the following at the command line:

```
php bin/magento setup:upgrade  
php bin/magento setup:di:compile  
php bin/magento setup:static-content:deploy -f  
php bin/magento c:c  
php bin/magento c:f  
sudo chmod -R 777 *
```

Step 5: Once you complete above steps log out and log in back to the admin panel and switch to **Stores → Configuration → Mageants → Minimum Quantity of Configurable Product**, the module will be displayed in the admin panel

Option 2: Magento 2 install extension manually.

Step 1: Download the extension and unzip it.

Step 2: Upload it to code directory in your magento installation's app directory. If code directory does not exists then create.

Step 3: Disable the cache under System → Cache Management Edit app/etc/config.php file and add one line
code: 'Mageants_MinimumQtyConfigurableProduct' → 1

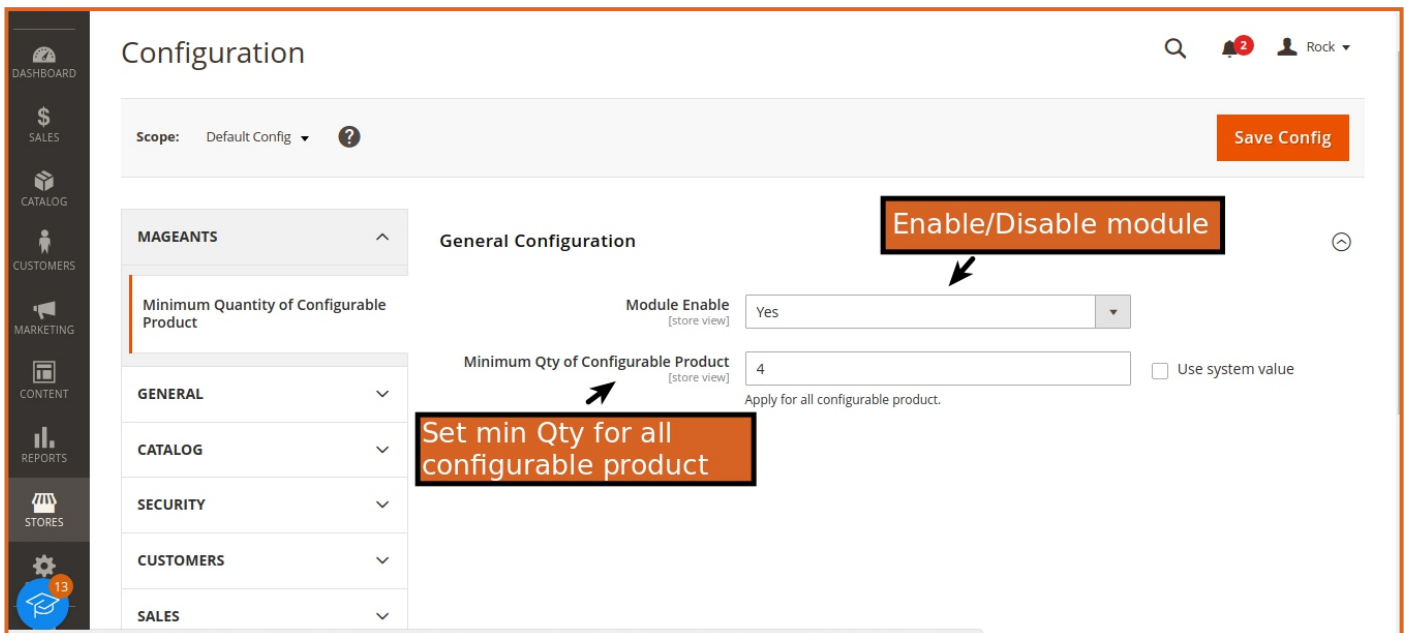
Step 4: Disable the cache under System → Cache Management

Step 5: Once you complete above steps log out and log in back to the admin panel and switch to Stores → Configuration → Mageants → Mageants_MinimumQtyConfigurableProduct, the module will be displayed in the admin panel.

Backend example :

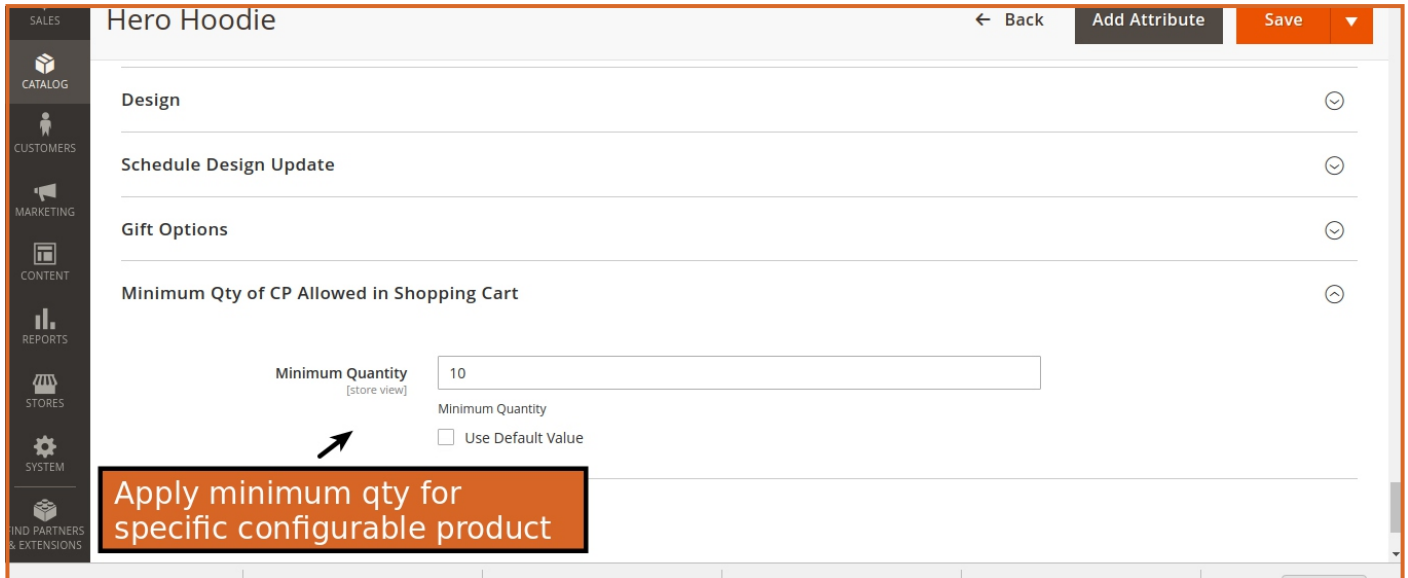
Configuration :

- After Installation of Minimum Qty of configurable product to magento admin panel for set configuration of the extension.
- You can find configuration at Stores → Configuration → Mageants → Minimum Quantity of Configurable Product



The screenshot shows the Magento Admin Configuration page for the Mageants extension. The left sidebar contains navigation links: DASHBOARD, SALES, CATALOG, CUSTOMERS, MARKETING, CONTENT, REPORTS, STORES, and a gear icon with a notification badge. The main content area is titled "Configuration" and shows the "Scope" as "Default Config". A "Save Config" button is in the top right. The "MAGEANTS" section is expanded, showing "General Configuration". Two settings are visible: "Module Enable" (a dropdown menu set to "Yes") and "Minimum Qty of Configurable Product" (a text input field set to "4"). A checkbox for "Use system value" is also present. Two orange callout boxes with arrows point to these settings: "Enable/Disable module" points to the "Module Enable" dropdown, and "Set min Qty for all configurable product" points to the "Minimum Qty of Configurable Product" input field.

- You can Enable/Disable module from admin.
- Set Minimum Quantity for all Configurable Product.



SALES CATALOG CUSTOMERS MARKETING CONTENT REPORTS STORES SYSTEM THIRD PARTNERS & EXTENSIONS

Hero Hoodie

← Back Add Attribute Save

Design

Schedule Design Update

Gift Options

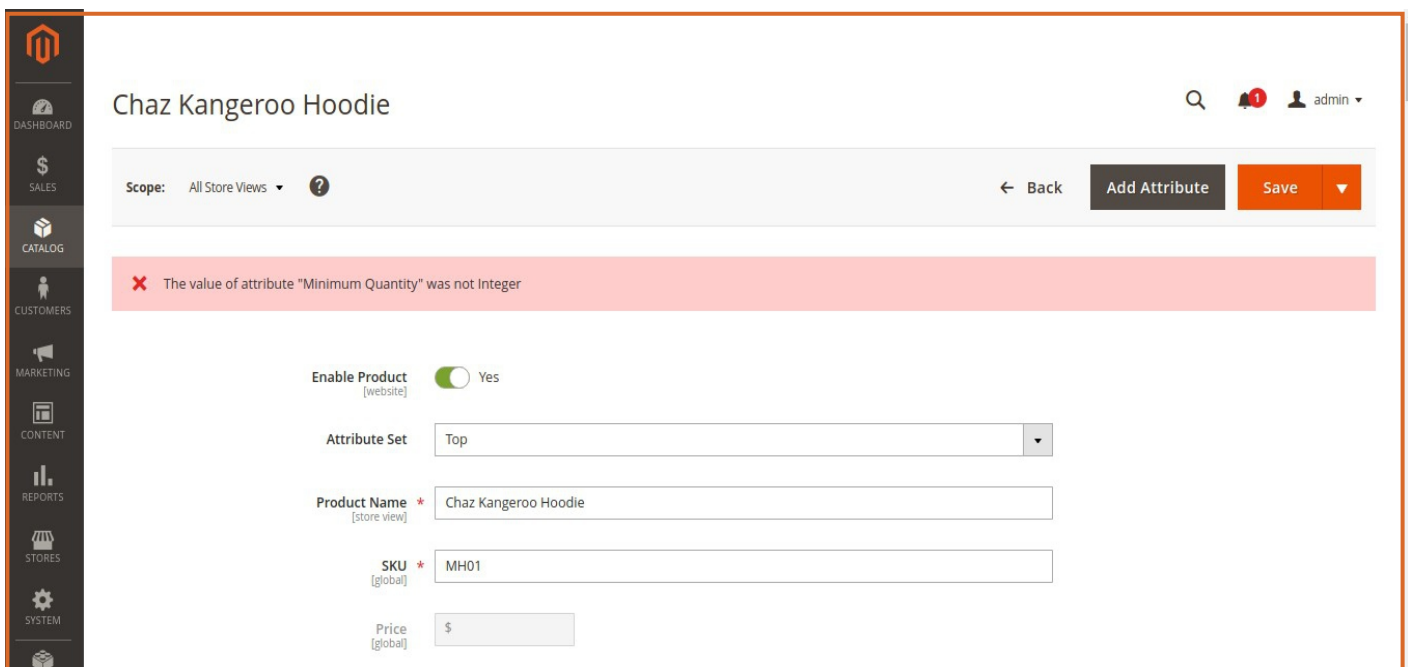
Minimum Qty of CP Allowed in Shopping Cart

Minimum Quantity [store view] 10

Minimum Quantity ☐ Use Default Value

Apply minimum qty for specific configurable product

-Set Minimum Quantity of Specific Configurable Product.



DASHBOARD SALES CATALOG CUSTOMERS MARKETING CONTENT REPORTS STORES SYSTEM

Chaz Kangeroo Hoodie

Scope: All Store Views ? ← Back Add Attribute Save

✖ The value of attribute "Minimum Quantity" was not Integer

Enable Product [website] ☒ Yes

Attribute Set Top

Product Name [store view] * Chaz Kangeroo Hoodie

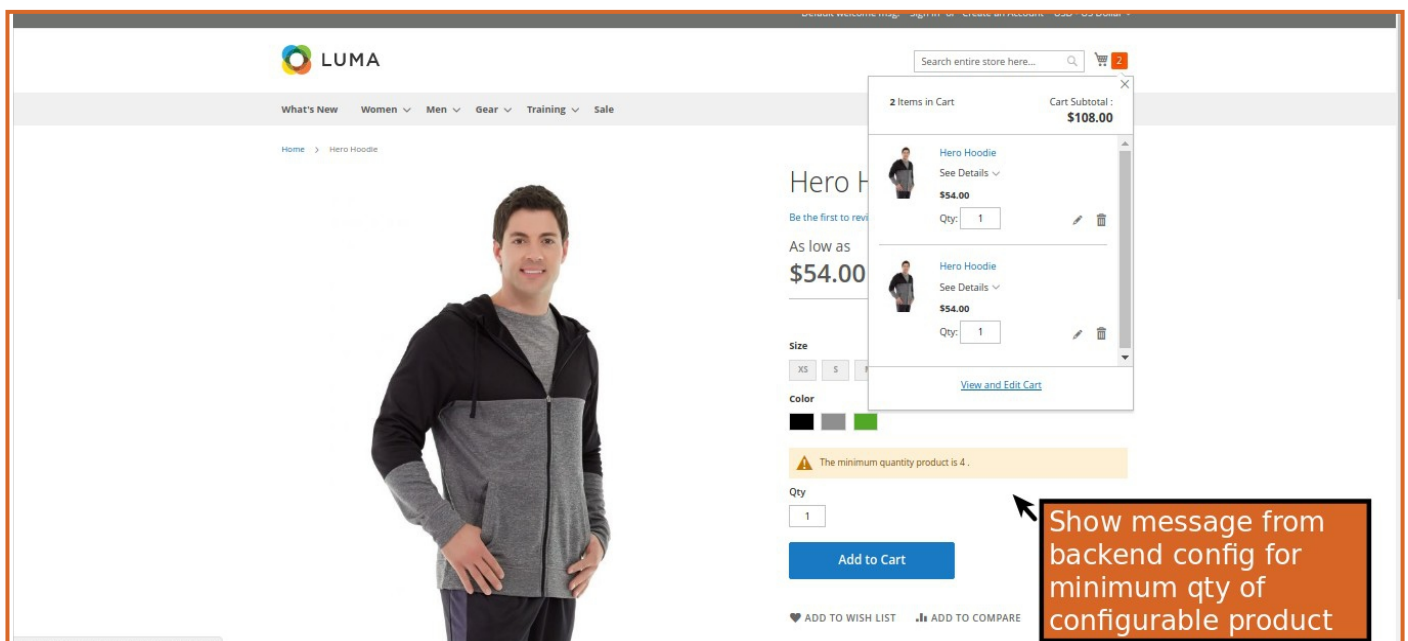
SKU [global] * MH01

Price [global] \$

-Show an error when you don't validate value added for a specific product.

Front end Example




- If you add more quantity than minimum quantity Checkout button is enabled Otherwise you got notice message.
- Show notice message on product view page set value by admin and if total quantity is less than the minimum value set by admin then "Proceed To Checkout" button will be hidden.



- If this total quantity is less than the minimum value set by admin user will show an error message on shopping cart reminding customer to add sufficient quantity for that specific configurable product and all configurable product and its child product.

Show error messages to notify the allowed qty for purchase configurable product and specific configurable product

Shopping Cart

Item	Price	Qty	Subtotal
 <div> Hero Hoodie Size: XL Color: Green </div> <div style="background-color: #ffe6e6; padding: 5px; font-size: 0.8em;"> ✖ The minimum quantity allowed for purchase of Hero Hoodie is 4 . It is 2 currently. </div>	\$54.00	1	\$54.00
 <div> Chaz Kangaroo Hoodie Size: XL Color: Gray </div> <div style="background-color: #ffe6e6; padding: 5px; font-size: 0.8em;"> ✖ The minimum quantity allowed for purchase of Chaz Kangaroo Hoodie is 10 . It is 1 currently. </div>	\$52.00	1	\$52.00
 <div> Hero Hoodie Size: M Color: Black </div> <div style="background-color: #ffe6e6; padding: 5px; font-size: 0.8em;"> ✖ The minimum quantity allowed for purchase of Hero Hoodie is 4 . It is 2 currently. </div>	\$54.00	1	\$54.00

Summary

 Estimate Shipping and Tax

 Subtotal \$160.00

Order Total \$160.00



[Check Out with Multiple Addresses](#)

-If the total quantity is less than the minimum value set by admin user will show an error message on shopping cart reminding customer to add sufficient quantity for that configurable product and one page checkout button is turned off.

Show error messages to notify the allowed qty for purchased configurable product so One-Page checkout is turned off

Shopping Cart

✖ Some Configurable Products Do Not Meet Minimum Quantity Requirement So One-page checkout is turned off.

Item	Price	Qty	Subtotal
 <div> Hero Hoodie Size: XL Color: Green </div> <div style="background-color: #ffe6e6; padding: 5px; font-size: 0.8em;"> ✖ The minimum quantity allowed for purchase of Hero Hoodie is 4 . It is 2 currently. </div>	\$54.00	1	\$54.00
 <div> Chaz Kangaroo Hoodie Size: XL Color: Gray </div> <div style="background-color: #ffe6e6; padding: 5px; font-size: 0.8em;"> ✖ The minimum quantity allowed for purchase of Chaz Kangaroo Hoodie is 10 . It is 3 currently. </div>	\$52.00	3	\$156.00

Summary

 Estimate Shipping and Tax

 Subtotal \$264.00
 Discount -\$52.80

Order Total \$211.20

[Check Out with Multiple Addresses](#)

Thank you!

you have any questions or feature suggestions, please contact us at:

<https://www.mageants.com/contact-us.html>

Your feedback is absolutely welcome!