

MINIMUM ORDER AMOUNT FOR MAGENTO 2



SUPPORTED VERSION 2.0,2.1,2.2,2.3

[Minimum order amount for customer group - Magento 2](#)

[USER MANUAL](#)

Supported Version: 2.0, 2.1, 2.2, 2.3

Table Of Contents

Preface	3
Installation.....	4
Option 1: Magento 2 install extension using COMMAND LINE	4
Option 2: Magento 2 install extension manually	5
Backend Example	6
Extension configuration.....	6
Frontend Example.....	8

Preface:

- Minimum Order Amount for Category wise customer Group Extension is allow admin to set a minimum order amount value for each category and customer group.
- Restrict customer for particular cart price for checkout.
- Use this extension, merchants have balance sales scale.
- If Merchant have set high amount for wholesaler or other customer group, then they have set and take advantages like Increased average spend of each order, rates of scale.

Installation:

There are two ways of installing extension in magento2.

- 1) Using COMMAND LINE.
- 2) Manually install extension.

Option 1: Magento 2 install extension using COMMAND LINE (Recommended).

Follow below steps to install extension from the command line.

Step 1: Download the extension and unzip it.

Step 2: Upload it to code directory in your magento installation's app directory.
If code directory does not exists then create.

Step 3: Disable the cache under System → Cache Management.

Step 4: Enter the following at the command line:
php bin/magento setup:upgrade
php bin/magento setup:static-content:deploy

Step 5: Once you complete above steps log out and log in back to the admin panel and switch to Stores → Configuration → Sales → Sales → Minimum order amount, The module will be displayed in the admin panel.

Option 2: Magento 2 install extension manually.

Step 1: Download the extension and unzip it.

Step 2: Upload it to code directory in your magento installation's app directory. If code directory does not exist then create.

Step 3: Disable the cache under System → Cache Management Edit app/etc/config.php file and add one line code:
'Mageants_MinOrderCustomerGroup' → 1

Step 4: Disable the cache under System → Cache Management

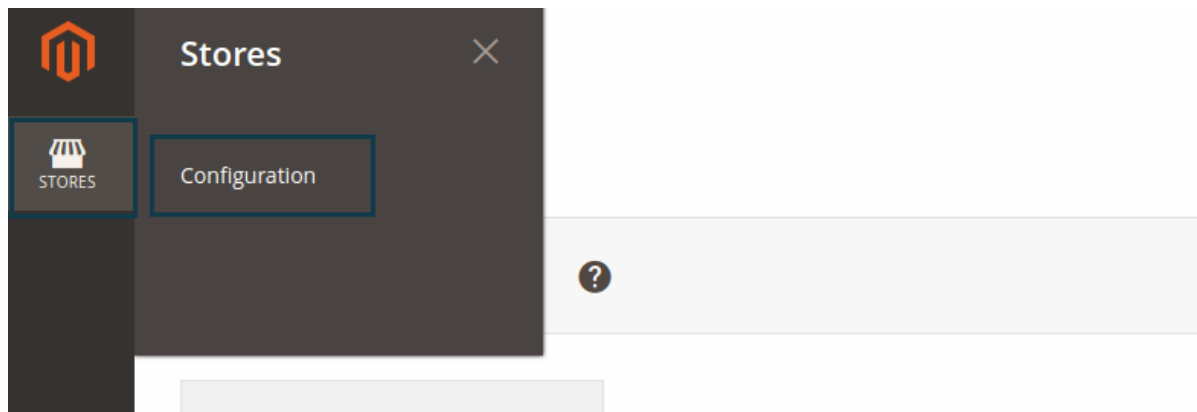
Step 5: Once you complete above steps log out and log in back to the admin panel and switch to Stores → Configuration → Sales → Sales → Minimum order amount,, the module will be displayed in the admin panel.

Back End Configuration:

Extension configuration:

After Installation of Extension login to magento admin panel for set configuration of the extension.

Store → Configuration → Sales → Sales → Minimum Order Amount



On Sales Menu Minimum Order Amount section, here You can add, delete category, customer group and also set Minimum order Amount value for each customer Group.

You can also enable or disable extension by selecting Enable Yes/No.

Minimum Order Amount ⌵

If yes, Enable Extension → **Enable** [store view] Yes

Minimum Amount for Customer Group [store view]

Category	Customer Group	Minimum Amount	Action
Jackets	NOT L	800	
Jackets	NOT L	200	
Gear	NOT L	300	
Hoodies &	Gener	600	
<input type="button" value="Add"/>			

Subtotal after discount.

Set minimum order amount for each category and customer group →

You can also set Message for Customer notify to minimum requirement of order amount for checkout. In Description message, %s is refer as dynamic minimum amount for category wise customer group

Include Tax to Amount [website] Yes Use system value

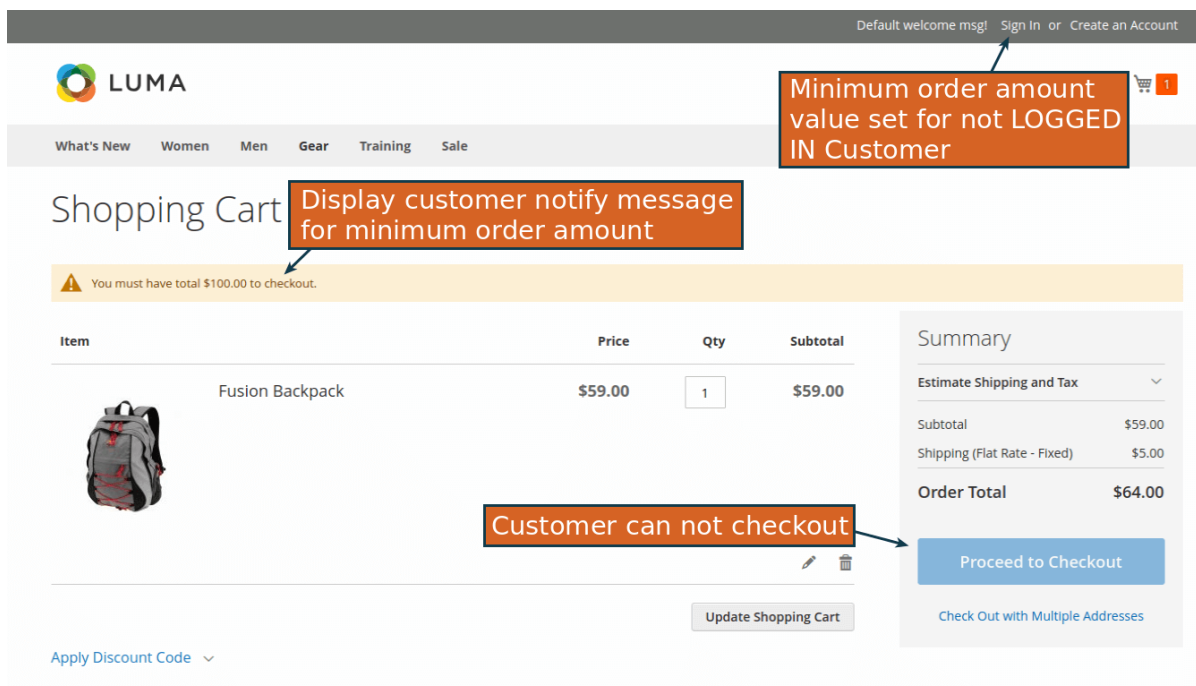
Description Message [store view] You must have total %s to checkout.

Enter Description message to show in the shopping cart →

This message will be shown in the shopping cart when the subtotal (after discount) is lower than the minimum allowed amount.

Front End Configuration:

When Module extension is enabled and order amount value is less than our minimum order amount value which we have set on admin side as per category and customer group, then customer notification message will be displayed on page, and temporary customer can not proceed to checkout.



Default welcome msg! Sign In or Create an Account

LUMA


What's New Women Men Gear Training Sale

Shopping Cart

Minimum order amount value set for not LOGGED IN Customer

Display customer notify message for minimum order amount

You must have total \$100.00 to checkout.

Item	Price	Qty	Subtotal
 Fusion Backpack	\$59.00	1	\$59.00

Customer can not checkout

Summary

Estimate Shipping and Tax

Subtotal \$59.00

Shipping (Flat Rate - Fixed) \$5.00

Order Total \$64.00


Proceed to Checkout

Check Out with Multiple Addresses

Update Shopping Cart

Apply Discount Code

Welcome, Veronica Costello! [Veronica Costello](#) 1


 **LUMA**


[What's New](#) [Women](#) [Men](#) [Gear](#) [Training](#) [Sale](#)

Shopping Cart

Display customer notify message for minimum order amount

Minimum order amount value set for LOGGED IN user

 You must have total \$150.00 to checkout.

Item	Price	Qty	Subtotal
 Fusion Backpack	\$59.00	<input type="text" value="1"/>	\$59.00

[Move to Wishlist](#)

[Apply Discount Code](#)

[Update Shopping Cart](#)

Summary

[Estimate Shipping and Tax](#)

Subtotal	\$59.00
Shipping (Flat Rate - Fixed)	\$5.00
Tax	\$4.87
Order Total	\$68.87

Customer can not checkout

[Proceed to Checkout](#)

[Check Out with Multiple Addresses](#)



Thank you!

if you have any questions or feature suggestions, please contact us at:
<https://www.mageants.com/contact>

Your feedback is absolutely welcome!