


Out of Stock Notification

FOR MAGENTO 2



SUPPORTED VERSION **2.0, 2.1, 2.2, 2.3**

OUT OF STOCK NOTIFICATION– Magento 2

USER MANUAL

Supported Version: 2.0, 2.1, 2.2, 2.3, 2.4

Table Of Content

Preface.....	3
Installation.....	4
option 1.....	4
option 2.....	5
Backend Example.....	6
Frontend Example.....	10

Preface

The Mageants Stock Notification is the perfect extension for those vendors who want to send notification to the customer whenever stock of product available. By notifying the customer, Vendor can increase sales by taking interest of the customer. The vendor also can know about the popularity of product by getting the number of subscriptions of product. This module is also useful to get report of subscription list as well as lower qty products. By report of lower qty products, vendor can easily manage to make products available. Very often in busy schedule and lot's of products it may possible to pay attention on stock of products. Stock notification's report will remind you to work on qty of particular products as the demand of products.

Installation

There are two ways of installing extension in magento2.

- Using COMMAND LINE.
- Manually Install extension.

Option 1: Magento 2 install extension using COMMAND LINE (Recommended)

Follow below steps to install extension from the command line.

Step 1: Download the extension and unzip it.

Step 2: Upload it to code directory in your magento installation's app directory If code Directory does not exists then create.

Step 3: Disable the cache under System -> Cache Management.

Step 4: Enter the following at the command line:
Php bin/magento setup:upgrade
Php bin/magento setup:static-content:deploy

Step 5: Once you complete above steps log out and log in back to the admin panel and switch to **Store → Configuration → Mageants → Out of Stock Notification**, the module will be displayed in the admin panel.

Option 2: Magento 2 install extension manually

Step 1: Download the extension and unzip it.

Step 2: Upload it to code directory in your magento installation's app directory If code Directory does not exists then create.

Step 3: Disable the cache under System -> Cache Management Edit app/etc/config.php file and add one line code:
'Mageants_OutofStockNotification' => 1

Step 4: Disable the cache under System -> Cache Management

Step 5: Once you complete above steps log out and log in back to the admin panel and switch to Menu **Store → Configuration → Mageants → Out of Stock Notification**, the module will be displayed in the admin panel.

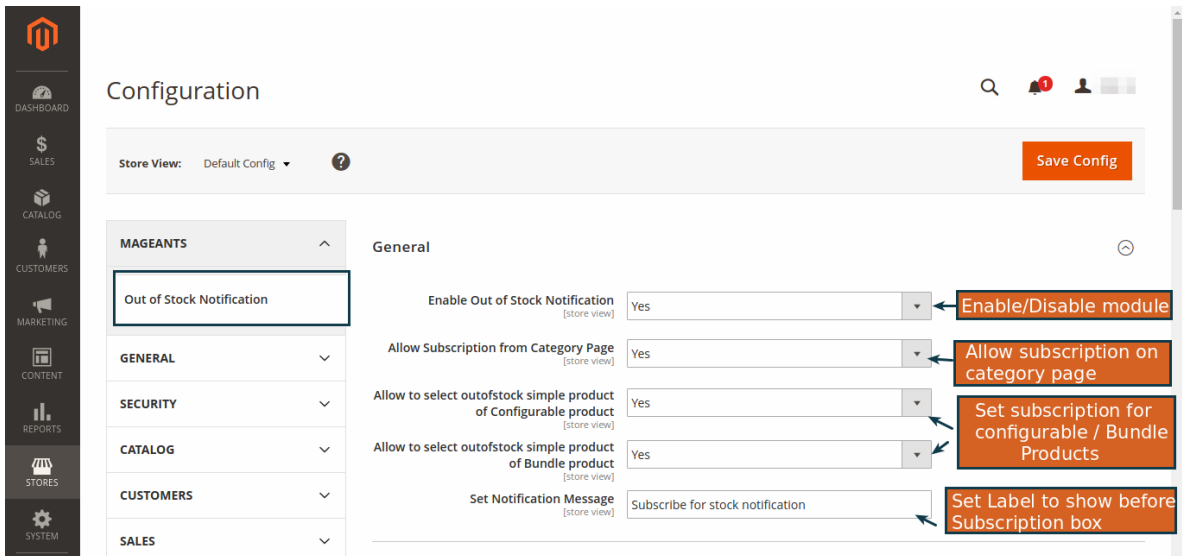
Backend Example:

After Installation of Extension login to magento admin panel to set configuration of the extension.

Extension Configuration

As per below screen shot you can set all the settings here.


You can find configuration at Stores -> Configuration -> Mageants -> Out of Stock Notification.



The screenshot shows the Magento Admin Configuration page for the 'Out of Stock Notification' extension. The left sidebar contains a menu with icons for Dashboard, Sales, Catalog, Customers, Marketing, Content, Reports, Stores, and System. The main content area is titled 'Configuration' and shows the 'Out of Stock Notification' configuration for the 'Default Config' store view. The configuration is organized into sections: MAGEANTS (expanded), GENERAL, SECURITY, CATALOG, CUSTOMERS, and SALES. The 'General' section contains the following settings:

- Enable Out of Stock Notification** (store view): Yes (dropdown) - **Enable/Disable module**
- Allow Subscription from Category Page** (store view): Yes (dropdown) - **Allow subscription on category page**
- Allow to select outofstock simple product of Configurable product** (store view): Yes (dropdown) - **Set subscription for configurable / Bundle Products**
- Allow to select outofstock simple product of Bundle product** (store view): Yes (dropdown) - **Set Label to show before Subscription box**
- Set Notification Message** (store view): Subscribe for stock notification (text field)

A 'Save Config' button is located at the top right of the configuration area.



Configuration

Save Config

SALES

MAGEPAL

DOTMAILER

SERVICES

ADVANCED

Customer Stock Notification Subscription

Allow Customer Group [store view]

ALL GROUPS

General


Wholesale

Retailer

Set Minimum Quantity for send mail [store view] 10

Allow subscription for customer of specific groups

Set QTY from which below will send notification as low QTY



Configuration

Save Config

ADMIN

REPORTS

STORES

SYSTEM

Admin Stock Notification

Admin Email Id [store view] sameer@rocktechnolabs.com

Send Email to Admin for Low Quantity Product Notification [store view] Yes

Set Email Template For Subscription Notification to Admin [store view] Notify subscription status to admin (Default)

Set Email Template For Low Quantity Product Notification [store view] Low Quantity Product (Default)

Set Email Template when customer subscribe [store view] Notify subscription status (Default)

Send Email to Admin for Daily Subscribed Customer [store view] Yes

Set Email Template For Daily Subscribed Customer [store view] Subscribed Customer (Default)

Notification Email Sender [store view] General Contact

Set Email to get Notifications

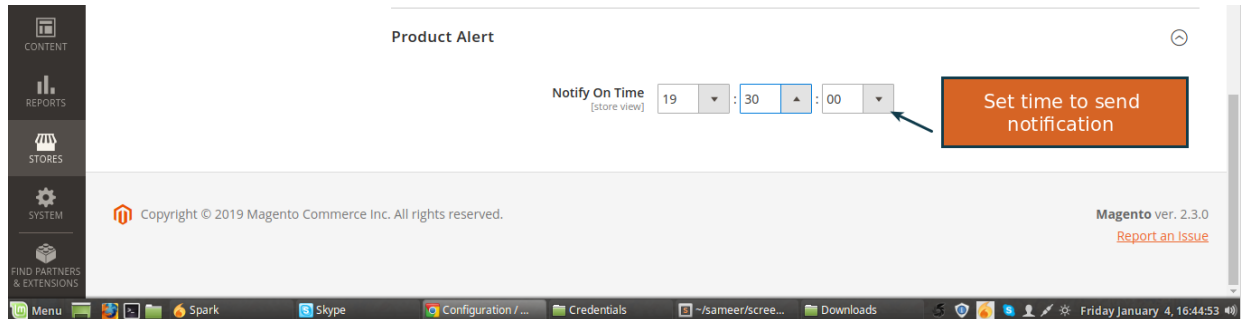
Set Yes to get low qty product's notification

Set templates to send/get Notification for subscription and low QTY.

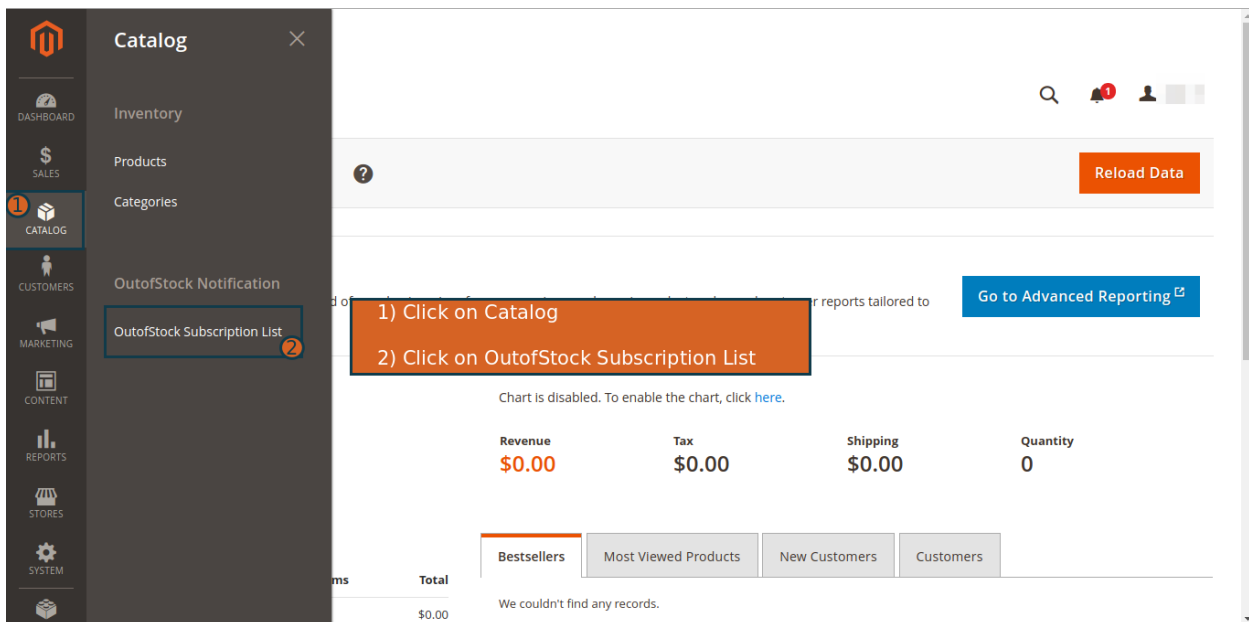
Set Yes to get daily subscribers report

Set template to get daily subscribers report










Set sender to send notifications



Menu : To manage contact messages Please go to **Catalog**
 → **OutofStock Subscription List** there you will find your subscribers there in grid.



SUBSCRIPTION GRID

 DASHBOARD
 SALES
 CATALOG
 CUSTOMERS
 MARKETING
 CONTENT
 REPORTS
 STORES
 SYSTEM

OutofStock Subscription List

Actions

Delete

3 records found (1 selected)

To delete subscriber(s)

Filters

Default View

Columns

20

per page

1

of 1

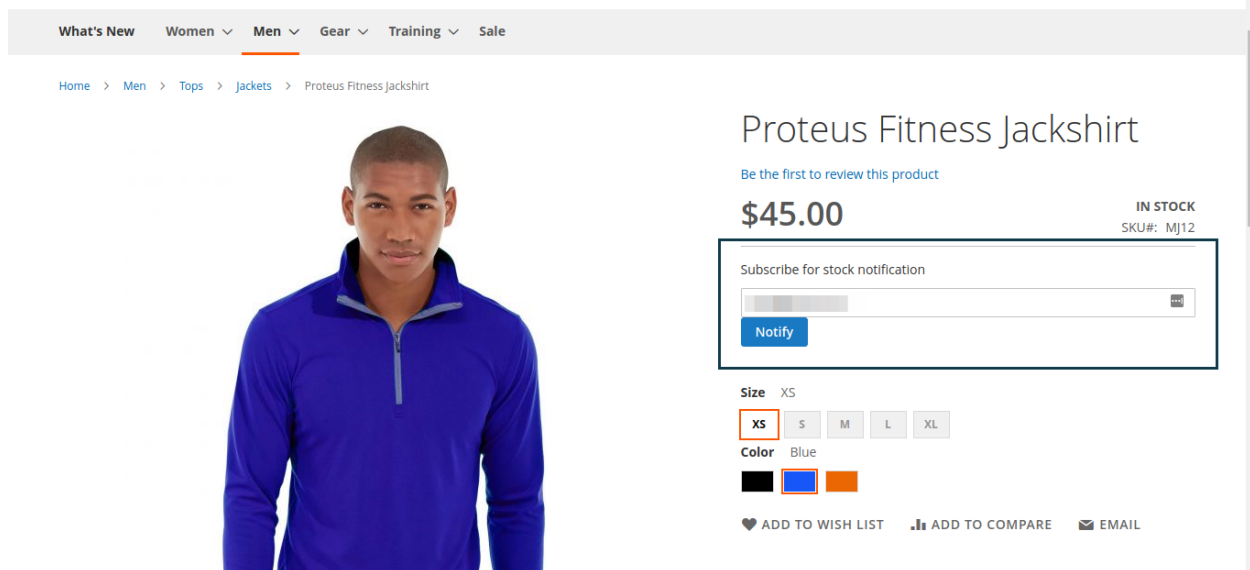
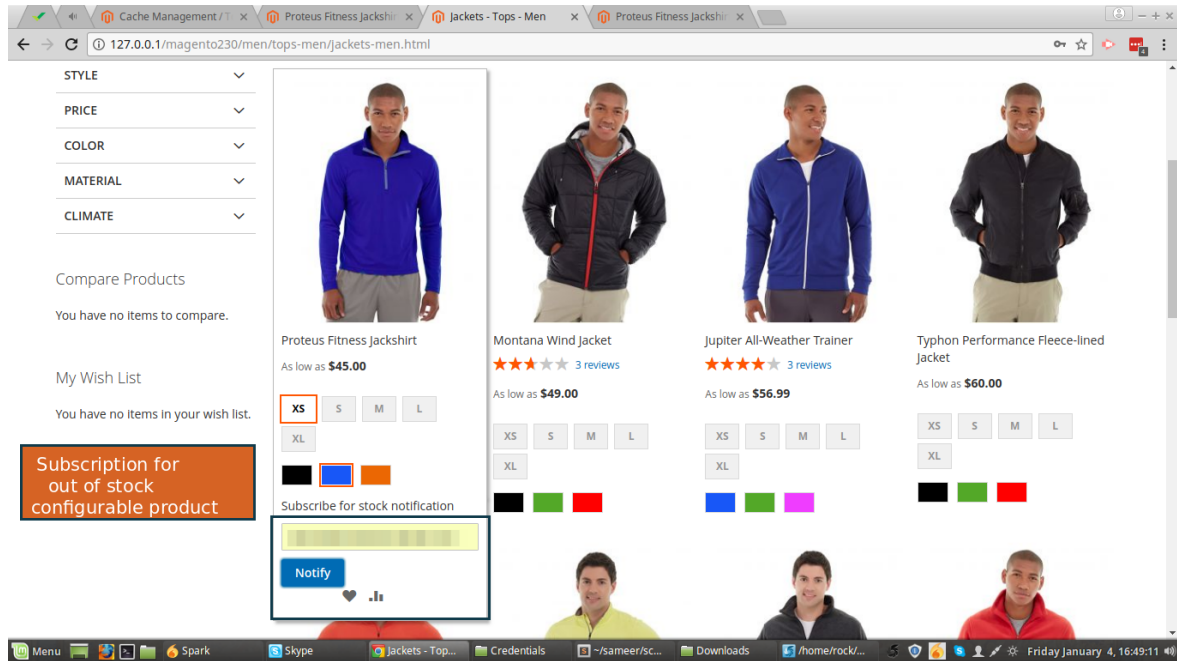
	ID	Customer Id	Customer Name	Customer Email	Product Sku	Product Name	Subscribe Date	Send Date	Status	Notify Status
<input type="checkbox"/>	1	0	Guest		24-WB04	Push It Messenger Bag	2018-12-12 11:02:38	2019-01-03 13:39:11	Sent	1
<input type="checkbox"/>	2	0	Guest		MJ12-XS-Black	Proteus Fitness Jackshirt-XS-Black	2019-01-03 12:27:21	2019-01-03 13:45:18	Sent	1
<input checked="" type="checkbox"/>	3	0	Guest		24-WG082-blue	Sprite Stasis Ball 65 cm	2019-01-03 13:29:59	2019-01-03 13:45:21	Pending	1

Copyright © 2019 Magento Commerce Inc. All rights reserved.


Magento ver. 2.3.0


[Report an Issue](#)

FRONTEND EXAMPLE



Default welcome msg! [Sign In](#) or [Create an Account](#)



LUMA

Search entire store here... 

[What's New](#)
[Women](#)
[Men](#)
[Gear](#)
[Training](#)
[Sale](#)

[Home](#) > [Gear](#) > [Bags](#) > Push It Messenger Bag

Push It Messenger Bag



★★★★☆


3 Reviews

[Add Your Review](#)

\$45.00

OUT OF STOCK
 Only 0 left
 SKU#: 24-WB04

Subscribe for stock notification



Notify

[ADD TO WISH LIST](#)
[ADD TO COMPARE](#)
[EMAIL](#)

[What's New](#)
[Women](#)
[Men](#)
[Gear](#)
[Training](#)
[Sale](#)


[My Account](#)
[My Orders](#)
[My Downloadable Products](#)
[My Wish List](#)

[Address Book](#)
[Account Information](#)
[Stored Payment Methods](#)
[Billing Agreements](#)

[My Product Reviews](#)
[Newsletter Subscriptions](#)

[My OutOfStock Subscriptions](#)

My OutOfStock Subscription




Push It Messenger Bag

sameer@rocktechnolabs.com

Out of Stock

[Stop Notify](#)
[Remove](#)



Proteus Fitness Jackshirt-XS-Black

sameer@rocktechnolabs.com

In Stock


[Stop Notify](#)
[Remove](#)

Subscription List in Customer account

[Compare Products](#)

EMAIL TEMPLATES


1) SUBSCRIPTION LIST(ADMIN)



Hi... This is auto generated email to notify about new subscribers

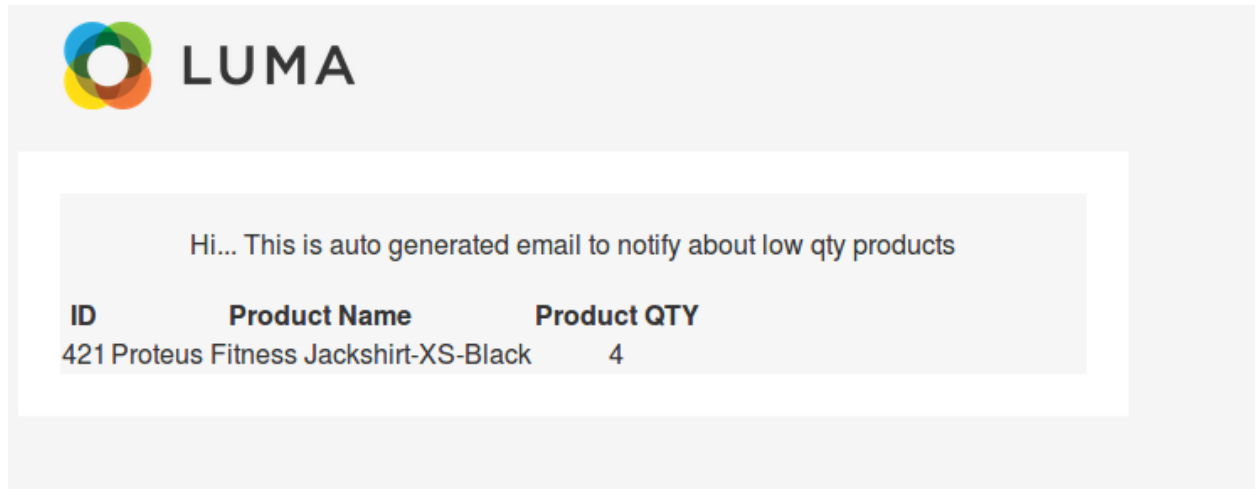
#Id	Customer Name	Email	Skus	Product Name	Subscribed on
2	Guest	[REDACTED]	MJ12-XS-Black	Proteus Fitness Jackshirt-XS-Black	2019-01-03 12:27:21
3	Guest	[REDACTED]	24-WG082-blue	Sprite Stasis Ball 65 cm	2019-01-03 13:29:59

2) Notification on products back in stock(customer)

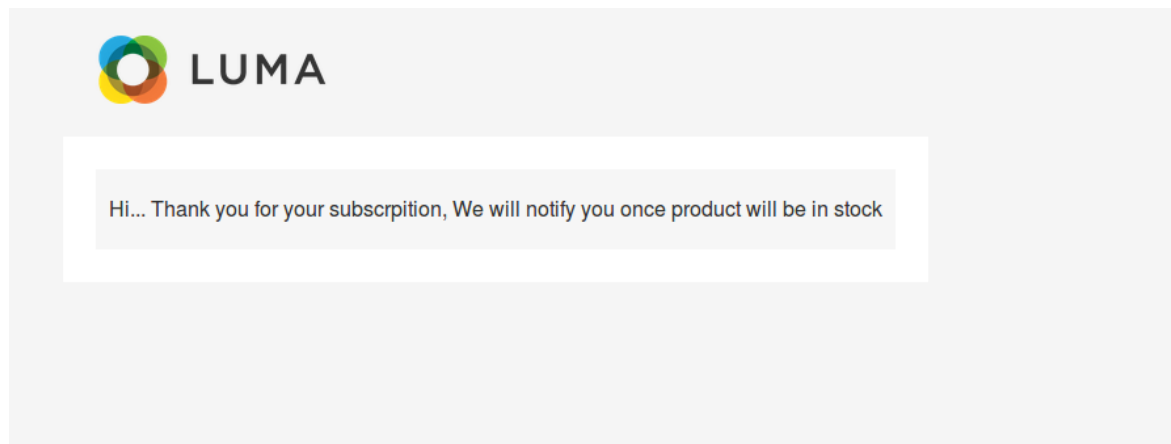


Hi... We notify you that [Push It Messenger Bag](#) is now available .

3) **Lower qty product's report email(admin)**



4) **Subscription Notification send on subscribe**





Thank you!

Should you have any questions or feature suggestions, please contact us at:
<http://mageants.com/contactus>

Your feedback is absolutely welcome!