



GDPR – Magento 2

USER MANUAL

Supported Version: 2.0, 2.1, 2.2, 2.3,2.4

Table Of Content

Preface.....	3
Installation.....	4
option 1.....	4
option 2.....	5
Backend Example.....	6
Frontend Example.....	10
Grid Example.....	15

Preface

The General Data Protection Regulation(GDPR) is designed to help online stores comply with the latest legislative EU requirements and strengthen the data Download and privacy. Make sure that your business gets as many customers' consents as possible to be ahead of competition!

1. Collect users consents on the registration, checkout and contact us pages
2. Ask users for privacy consents in the newsletter subscription form
3. Let customers download and their personal data
4. Receive customers deletion requests and manage them in one place
5. Notify customers about all operations with their personal data
6. Create, update and delete privacy policy documents in one place

Installation

There are two ways of installing extension in magento2.

- Using COMMAND LINE.
- Manually Install extension.

Option 1: Magento 2 install extension using COMMAND LINE (Recommended)

Follow below steps to install extension from the command line.

Step 1: Download the extension and unzip it.

Step 2: Upload it to code directory in your magento installation's app directory If code Directory does not exists then create.

Step 3: Disable the cache under System -> Cache Management.

Step 4: Enter the following at the command line:
Php bin/magento setup:upgrade
Php bin/magento setup:static-content:deploy

Step 5: Once you complete above steps log out and log in back to the admin panel and switch to Menu **Stores -> Configuration -> Mageants -> GDPR** , the module will be displayed in the admin panel.

Option 2: Magento 2 install extension manually

Step 1: Download the extension and unzip it.

Step 2: Upload it to code directory in your magento installation's app directory If code Directory does not exists then create.

Step 3: Disable the cache under System -> Cache Management Edit app/etc/config.php file and add one line code:
'Mageants_GDPR' => 1

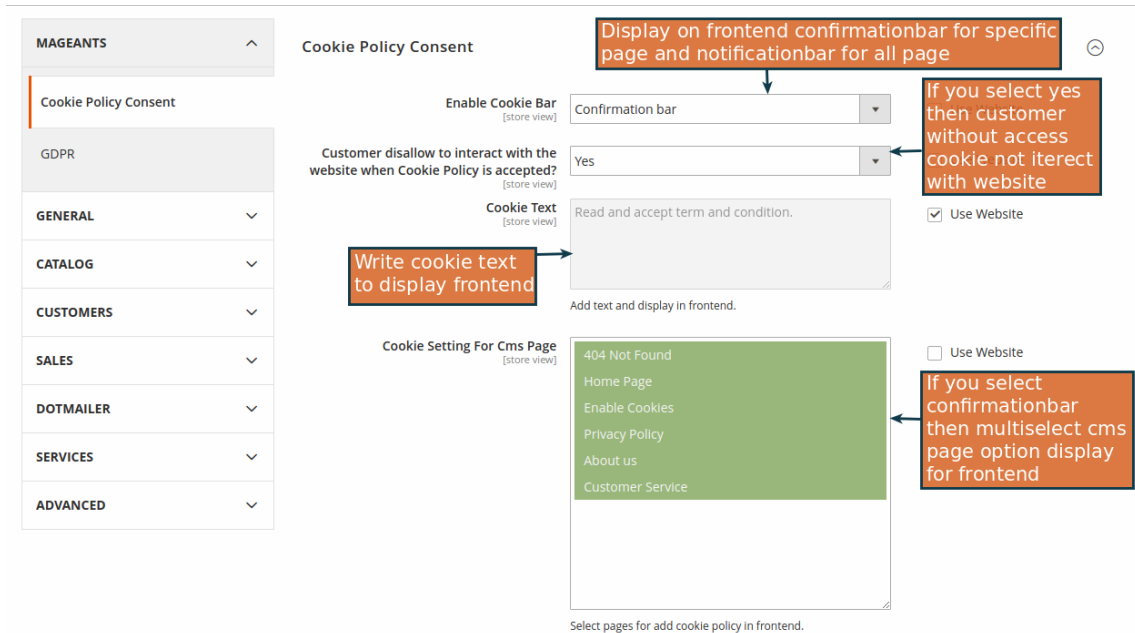
Step 4: Disable the cache under System -> Cache Management

Step 5: Once you complete above steps log out and log in back to the admin panel and switch to Menu **Stores -> Configuration -> Mageants -> GDPR**, the module will be displayed in the admin panel.

Backend Example:

After Installation of Extension login to magento admin panel for set configuration of the extension.

You can find configuration at **Stores -> Configuration -> Mageants -> Cookie Consent**



Cookie Policy Consent

Enable Cookie Bar [store view] Confirmation bar

Customer disallow to interact with the website when Cookie Policy is accepted? [store view] Yes

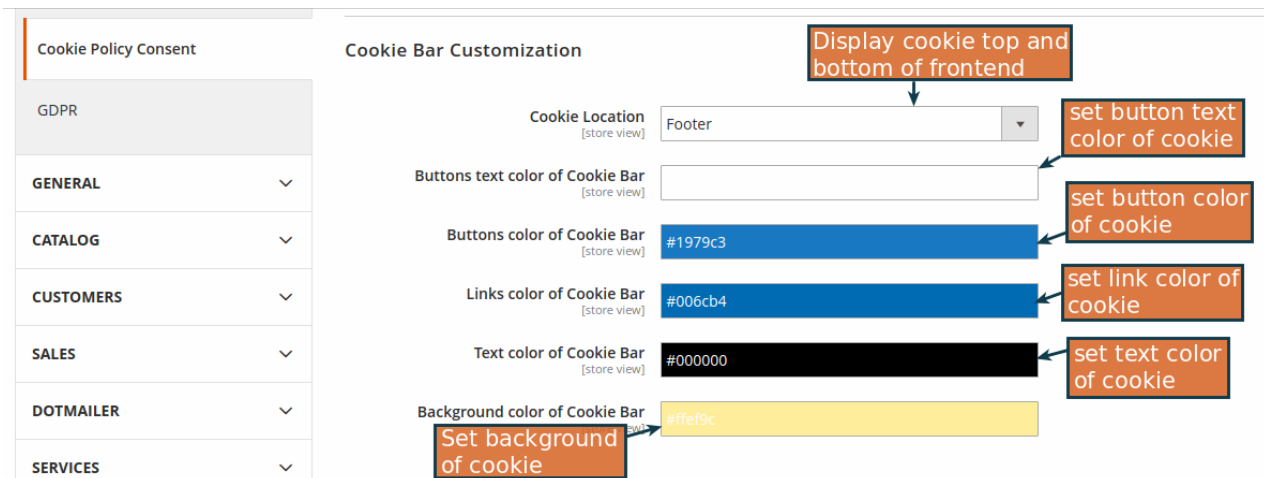
Cookie Text [store view] Read and accept term and condition. ☒ Use Website

Write cookie text to display frontend

Cookie Setting For Cms Page [store view] 404 Not Found, Home Page, Enable Cookies, Privacy Policy, About us, Customer Service ☐ Use Website

If you select confirmationbar then multiselect cms page option display for frontend

Select pages for add cookie policy in frontend.



Cookie Bar Customization

Cookie Location [store view] Footer

Buttons text color of Cookie Bar [store view] #1979c3

Buttons color of Cookie Bar [store view] #006cb4

Links color of Cookie Bar [store view] #000000

Text color of Cookie Bar [store view] #ffef9c

Background color of Cookie Bar [store view] #ffef9c

Display cookie top and bottom of frontend

set button text color of cookie

set button color of cookie

set link color of cookie

set text color of cookie

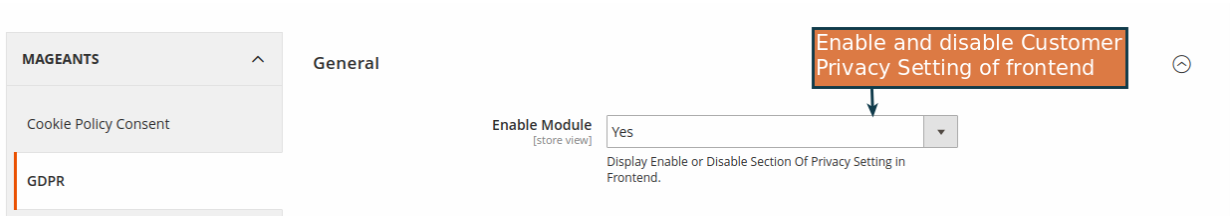
Set background of cookie

CONFIGURATION

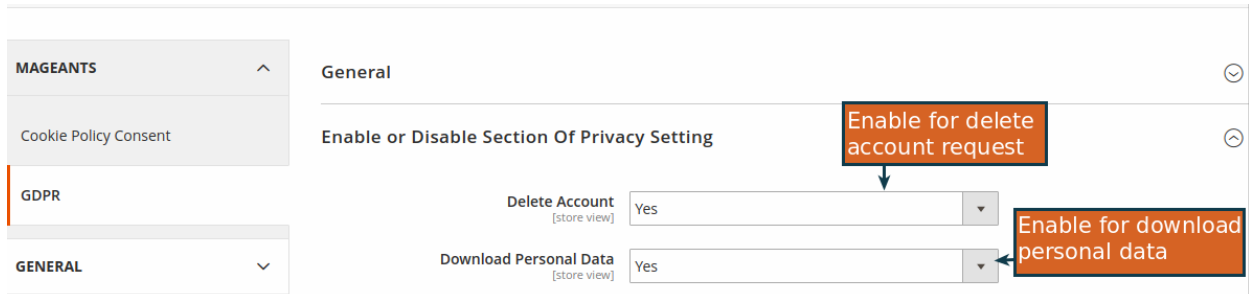
After Installation of Extension login to magento admin panel for set configuration of the extension.

YOU CAN FIND CONFIGURATION AT STORES -> CONFIGURATION -> MAGEANTS-> GDPR

GENERAL



ENABLE OR DISABLE PRIVACY SETTING SECTION



DELETE ACCOUNT REQUEST NOTIFICATION

Delete Notifications Account Request

Notification of Admin
[store view]

Notify Each Time User Account Delete Requested To Administrator
[store view] Yes

Email Sender
[store view] General Contact

Send Email To
[store view] support@mageants.com
Add email to send TO.

Email Template
[store view] GDPR Delete Request Notification (Default)

Notification Request Approve
[store view]

Email Sender
[store view] General Contact

Email Reply To
[store view] support@mageants.com
set only one email address.

Email Template
[store view] GDPR Approve Deletion (Default)

Notification Request Deny
[store view]

Email Sender
[store view] General Contact

Email Reply To
[store view] support@mageants.com
set only one email address.

Email Template
[store view] GDPR Deny Deletion (Default)

Annotations:

- For notify admin each delete request
- Email sender
- Email send to
- Email templete for send
- Email sender
- Email reply to
- Email templete for send email
- Email sender
- Email reply to
- Email templete for send email

CONSENT REQUEST NOTIFICATION

Notifications Consent Request

Email Sender [store view] General Contact ← Email sender

Email Reply To [store view] support@mageants.com ← Email reply to
 set only one email address.

With Consent Email Template [store view] GDPR Consent Request (Default) ← Email template for send email with consent

Withot Consent Email Template [store view] GDPR Consent Request (Default) ← Email template for send email without consent

PRIVACY CHECKBOX

CATALOG	▼
CUSTOMERS	▼
SALES	▼
DOTMAILER	▼
SERVICES	▼
ADVANCED	▼

CheckBox Privacy Policy

Only for Display EEA Countries [store view] No ← Display country wise privacy checkbox or not

Consent Text [store view] I have read and accept the ← Display consent text
 Add text to show privacy policy in frontend.

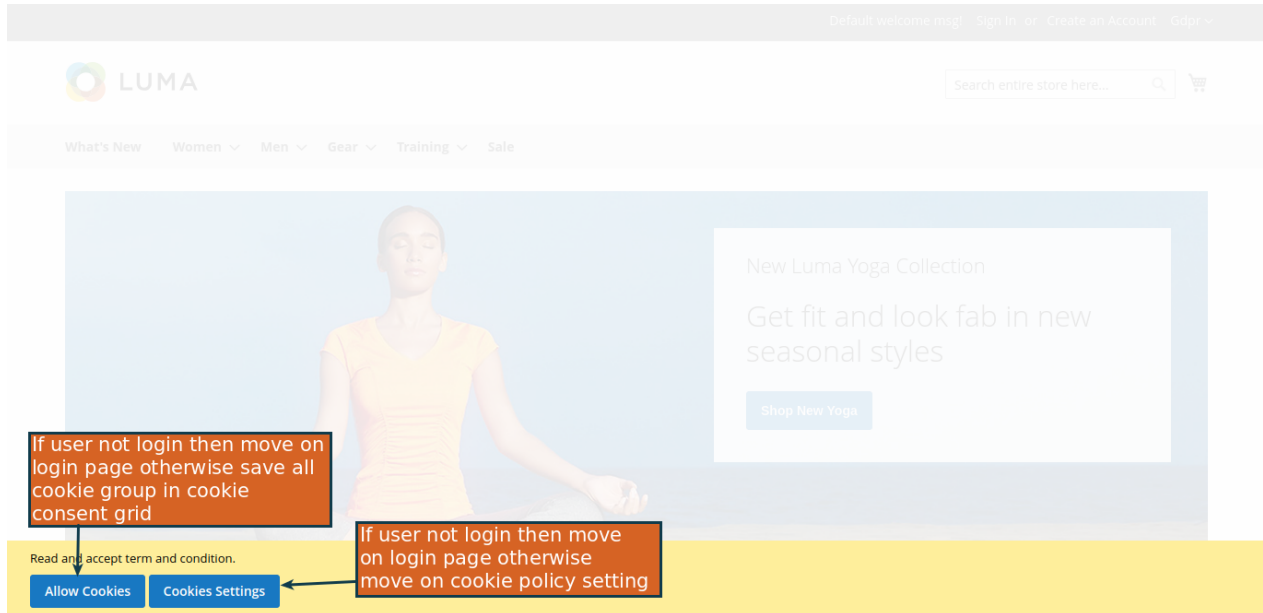
Display on Registration [store view] Yes ← Display on Create Account page

Display on Checkout [store view] Yes ← Display on checkout page

Display on Contact Us [store view] Yes ← Display on contact us page

Display on Newsletter Subscription [store view] Yes ← Display on newsletter

B) FRONT-END EXAMPLE



Cookie Policy Settings

ALLOW ALL

SAVE

Select cookie group here

Cookie group description

Save all cookie group in cookie consent

Save only selected cookie group in cookie consent

Performance

Its use for collect information visitor of website, for instance pages visitors to most in many instances, and if they get error messages from web pages, this cookie are not collect information that identifies a visitor.

List of cookies the Essential group collects

Show and hide cookie

Cookie Name

Cookie Description

Compare

this cookie are used to compare of two item.

Cookie description

Cookie to assign cookie group

Functional

this cookie are use strictly necessary to be able to offer the visitors of your website the best experience, for example, a shopping cart, a login cookie, a language cookie and session ID cookies

List of cookies the Essential group collects

Cookie Name

Cookie Description

Category Information

this cookie is define for information of category.

Create New Customer Account

Personal Information

First Name *

Last Name *

☐ Sign Up for Newsletter

Sign-in Information

Email *

Password *

Password Strength: No Password

Confirm Password *

☐ I have read and accept the [Privacy Policy](#) *

* Required Fields

Click on privacy policy link
and read consent detail

Create an Account



Performant Magento Extensions

Contact Us

We love hearing from you, our Luma customers. Please contact us about anything at all. Your latest passion, unique health experience or request for a specific product. We'll do everything we can to make your Luma experience unforgettable every time. Reach us however you like

Phone

1-800-403-8838

Call the Luma Helpline for concerns, product questions, or anything else. We're here for you 24 hours a day - 365 days a year.

Apparel Design Inquiries

Are you an independent clothing designer? Feature your products on the Luma website! Please direct all inquiries via email to: cs@luma.com

Press Inquiries

Please direct all media inquiries via email to: pr@luma.com

Write Us

Jot us a note and we'll get back to you as quickly as possible.

Name *

Email *

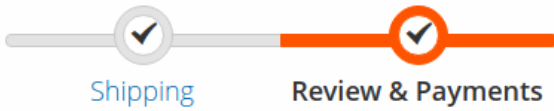
Phone Number

What's on your mind? *

Click on privacy policy link and read consent detail

☐ I have read and accept the [Privacy Policy](#) *

Submit

 **ES17A**

Payment Method:

Check / Money order

- ☒ My billing and shipping address are the same

Veronica Costello
6146 Honey Bluff Parkway
Calder, Michigan 49628-7978
United States
[\(555\) 229-3326](tel:(555)229-3326)

- ☐ I have read and accept the [Privacy Policy](#)

Click on privacy policy link
and read consent detail

Place Order

 Enter your email address

Subscribe

- ☐ I have read and accept the [Privacy Policy](#)

Click on privacy policy link
and read consent detail

LUM

New

nta

GDPR means **General Data Protection Regulation** gives security to the customer certain rights to access the page in the website. Mageants GDPR gives Data protection privacy, security, integrity for the store owner.
GDPR extension mainly use for data processing, rights of access, large data content, identity verification.

Detail of privacy policy consent

Continue

ove hearing from you, our Luma customers. Please contact us about anything at all. Your latest passion, unique h
experience or request for a specific product. We'll do everything we can to make your Luma experience unforgettable
Reach us however you like

Apparel Design Inquiries

What's New Women ▾ Men ▾ Gear ▾ Training ▾ Sale

Privacy Setting

My Account
My Orders
My Downloadable Products
My Wish List

Address Book
Account Information
Stored Payment Methods
Billing Agreements

My Product Reviews
Newsletter Subscriptions

Customer Privacy Setting

Download Personal Data

Download personal data

If you download and copy your Personal data which we store in CSV format.

Current Password *

Submit

Delete account

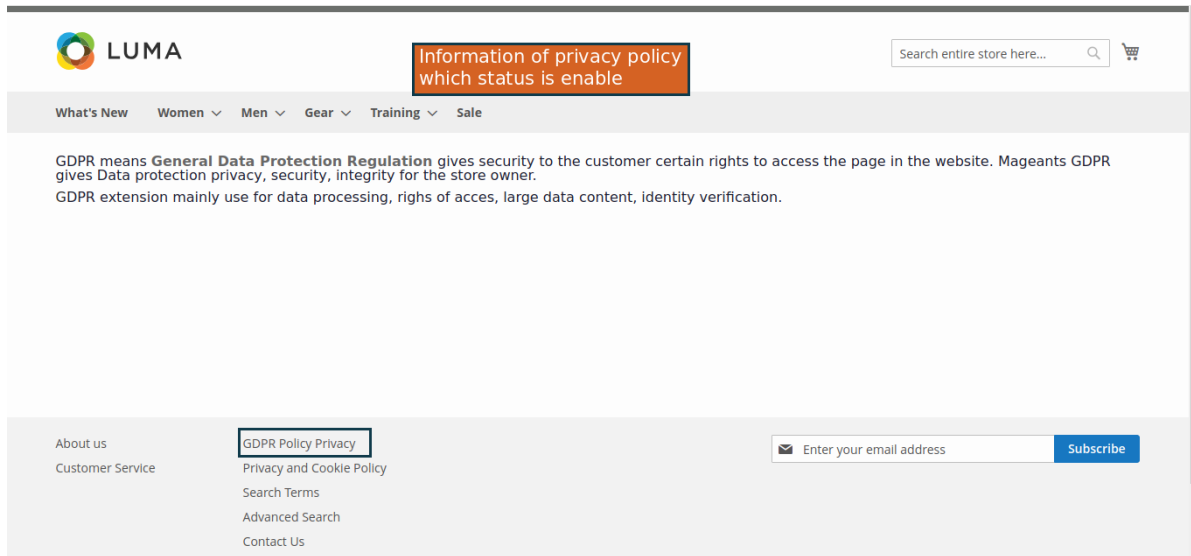
Send delete account request

Sent request for delete account. If you want delete account then your purchases order history, orders, invoices and discount all other information that related to account or order will be lost. If you delete account then we approve your request after you are not able to restore your account.

☒ I understand and I want to delete my account *

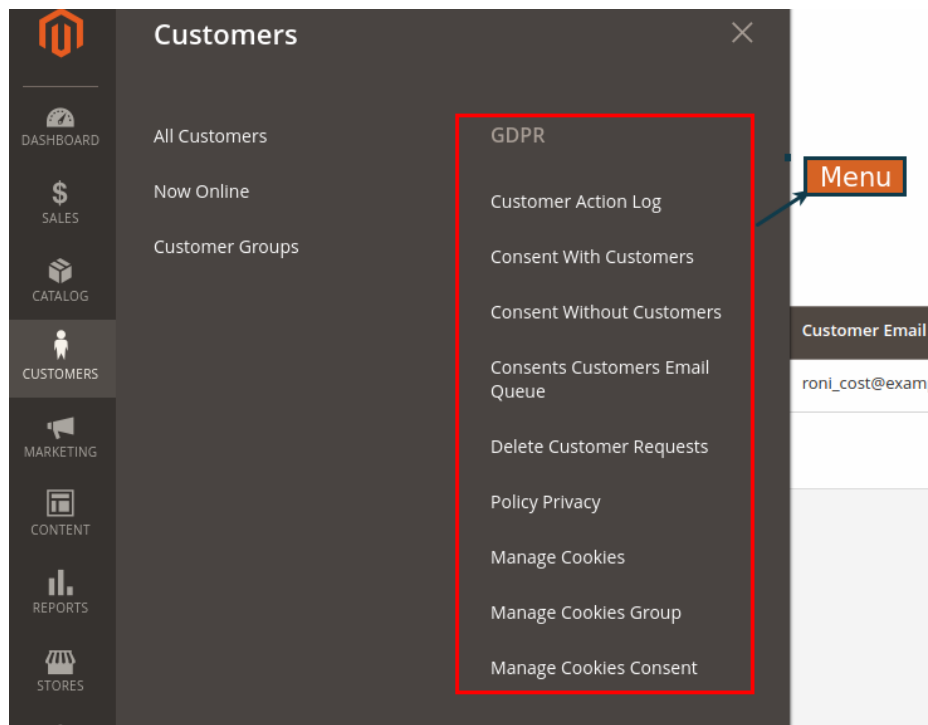
Current Password *

Submit Request

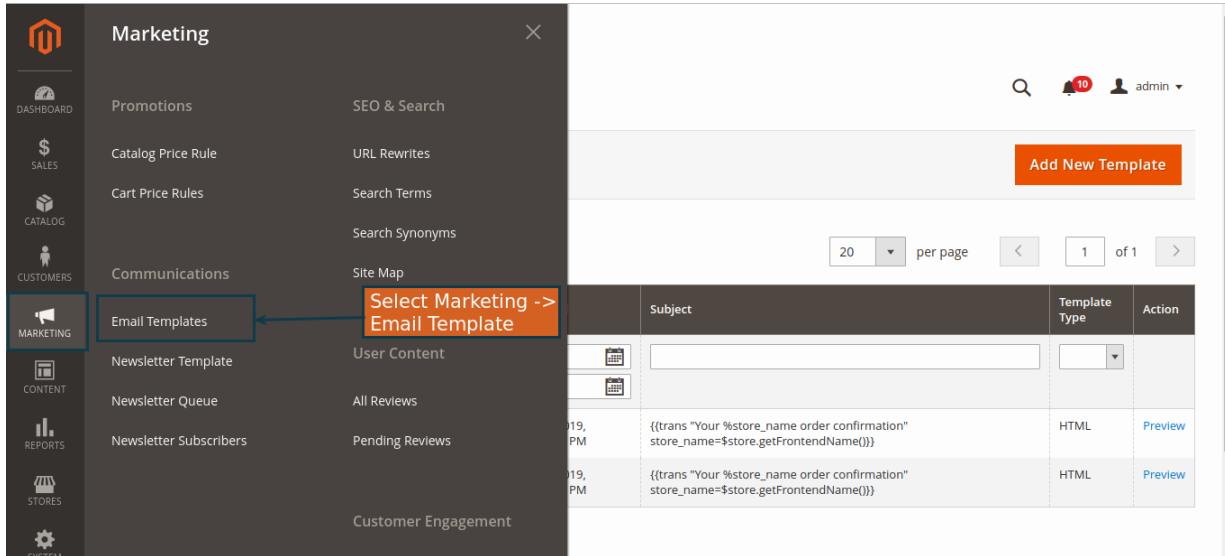


C) GRID EXAMPLE

Menu



Create New Template **Marketing -> Email Template.**



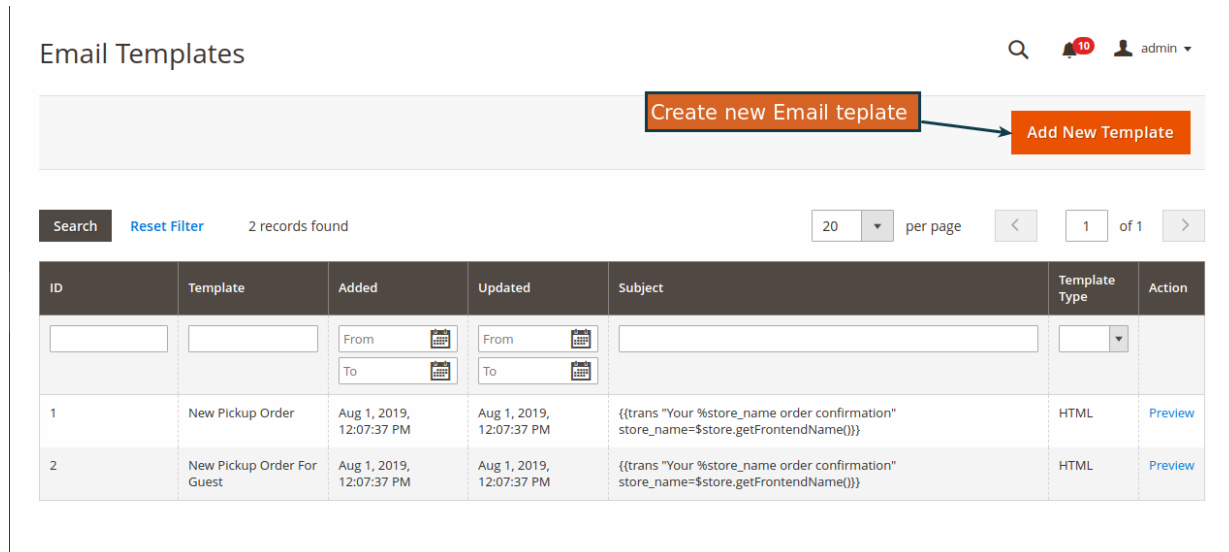
Marketing

- Promotions
- Catalog Price Rule
- Cart Price Rules
- Communications
- Email Templates**
- Newsletter Template
- Newsletter Queue
- Newsletter Subscribers

SEO & Search

- URL Rewrites
- Search Terms
- Search Synonyms
- Site Map
- User Content
- All Reviews
- Pending Reviews
- Customer Engagement





Select Marketing -> Email Template



Email Templates

Create new Email teplate → **Add New Template**

Search [Reset Filter](#) 2 records found

ID	Template	Added	Updated	Subject	Template Type	Action
		From  To 	From  To 			
1	New Pickup Order	Aug 1, 2019, 12:07:37 PM	Aug 1, 2019, 12:07:37 PM	{{trans "Your %store_name order confirmation" store_name=\$store.getFrontendName()}}	HTML	Preview
2	New Pickup Order For Guest	Aug 1, 2019, 12:07:37 PM	Aug 1, 2019, 12:07:37 PM	{{trans "Your %store_name order confirmation" store_name=\$store.getFrontendName()}}	HTML	Preview

Customer Action Log

Customer Action Log

Perform delete action here

Store customer activities

Actions 2 records found

Filters Default View Columns

30 per page 1 of 1

ID	Ip Address	Customer Name	Date	Customer Action
1	127.0.0.1	Veronica Costello	2019-06-27 12:21:24	Request For Delete Account
1	127.0.0.1	Veronica Costello	2019-09-12 07:29:42	consent given

Consent With Customer

Consent With Customer

You can see queue of sending e-mail consents [here](#).

Display only given consent detail of customer

send email to select customer using action

Click here and customer consent email queue grid

Filters Default View Columns Export

20 per page 1 of 1

ID	Customer Email	Customer Name	Policy Version	Got Form	Date Consent	Store	Remote IP Address
11	roni_cost@example.com	Veronica Costello	1.1	contact	Nov 5, 2019 12:10:53 PM	Gdpr	127.0.0.1

Consent Without Customer

Consent Without Customer

Search 🔍 24 notifications 📢 admin 👤

Display not given consent detail of customer

Send email to select customer using action

Click here and customer consent email queue grid

You can see queue of sending e-mail consents [here](#).

Actions ▾ 1 records found (1 selected) 20 per page < 1 of 1 >

<input checked="" type="checkbox"/>	Customer Name	Customer Email	Country
<input checked="" type="checkbox"/>	james vince	jamesvince_04@gmail.com	

Consents Customer Email Queue

Consents Customers Email Queue

Search 🔍 24 notifications 📢 admin 👤

Display customer with consent and without consent where send email

Actions ▾ 2 records found 20 per page < 1 of 1 >

<input checked="" type="checkbox"/>	Customer Id	Status
<input type="checkbox"/>	1	success
<input type="checkbox"/>	75	success

Delete Customer Request

Delete Customer Request

Search 🔍 24 notifications 📢 admin 👤

Display all delete account request

Select approve then email send with customer delete request

Select deny delete request then open form and send email deny request with specific reason

Actions ▾ 1 records found (1 selected) 20 per page < 1 of 1 >

<input checked="" type="checkbox"/>	Customer Name	Customer Email	Submitted Date	Pending Order Qty	Complete Order Qty
<input checked="" type="checkbox"/>	Veronica Costello	roni_cost@example.com	2019-10-14 11:34:01	80	1

Policy Privacy

Policy Privacy

Create privacy policy and display in model after click on privacy policy link

Create new privacy policy

Add New Post

Filters

Default View

Columns

Export

Actions

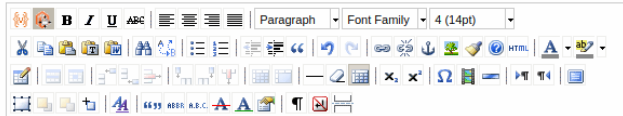
2 records found

20 per page

1 of 1

	ID	Policy Name	Policy Version	Status	Created Date	Last Edited By	Last Edited	Action
<input type="checkbox"/>	1	privacy policy	1	Disable	2019-06-26 10:28:55	admin admin	2019-11-05 09:38:11	Edit
<input type="checkbox"/>	2	New Privacy Policy	1.1	Enable	2019-11-05 03:08:11	admin admin	2019-11-05 09:41:16	Edit

New Policy

   admin ▾[Create new privacy policy here](#)Policy Name * [Add policy name](#)Policy Version * [Add version of policy](#)Policy Status ▾[if policy status is enable then show detail of policy on frontend](#)Detail * 

GDPR means **General Data Protection Regulation** gives security to the customer certain rights to access the page in the website. Mageants GDPR gives Data protection privacy, security, integrity for the store owner.

GDPR extension mainly use for data processing, rights of acces, large data content, identity verification.

Path: p » span

[Detail of policy](#)

Edit New Privacy Policy

Search 24 admin

Only status edit in privacy policy on edit policy

← Back

Clone

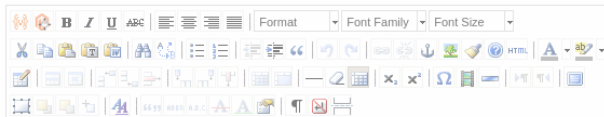
You can create duplicate record and edit using clone button

Policy Name New Privacy Policy

Policy Version * 1.1

Policy Status * Enable

Detail * Show / Hide Editor



GDPR means **General Data Protection Regulation** gives security to the customer certain rights to access the page in the website. Mageants GDPR gives Data protection privacy, security, integrity for the store owner.

Policy Privacy

Search 24 admin

Add New Post

Filters

Default View

Columns

Export

Actions

3 records found (1 selected)

Inline edit only for status field

20 per page

1 of 1

	ID	Policy Name	Policy Version	Status	Created Date	Last Edited By	Last Edited	Action
<input type="checkbox"/>	1	privacy policy	1	Disable	2019-06-26 10:28:55	admin admin	2019-11-05 09:38:11	Edit
<input checked="" type="checkbox"/>	2	New Privacy Policy	1.1	Enable	2019-11-05 03:08:11	admin admin	2019-11-05 09:41:16	Edit
<input type="checkbox"/>	3	New Privacy Policy		Draft		admin admin	2019-11-05 12:46:30	Edit

Cancel

Save

Edit New Privacy Policy



admin ▾

[Edit clone record here](#)

Comment:

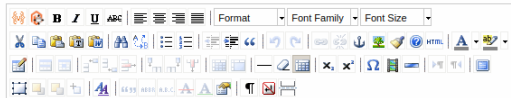
Version_Number: *

Status: *

Draft ▾

Detail: *

Show / Hide Editor



GDPR means **General Data Protection Regulation** gives security to the customer certain rights to access the page in the website. Mageants GDPR gives Data protection privacy, security, integrity for the store owner.

GDPR extension mainly use for data processing, rights of acces, large data content, identity verification.

Path: style

Manage Cookie

Manage Cookies

Search  24  admin

Display all cookie here

Add New Cookies

Search by keyword 

Filters

Default View

Columns

Export

Actions 2 records found

Cookie assign specific group

20 per page

1 of 1

<input type="checkbox"/>	ID	Cookie Name	Cookie Group	Description	Action
<input type="checkbox"/>	26	Category Information	Functional	this cookie is define for information of category.	Edit
<input type="checkbox"/>	27	Compare	Performace	this cookie are used to compare of two Item.	Edit

New Cookie

Search  24  admin

Create new cookie here

Back

Save and Continue Edit

Save

Cookie Name *

Description *

Cookie Group Assign cookie group


Manage Cookie Group




Manage Cookies Group


Search  24  admin


Display all created cookie group, none cookie group is created with module installation

Add New Group

Search by keyword 

Filters  Default View  Columns  Export

Actions  3 records found 200 per page < 1 of 1 >

	ID	Cookie Group Name	Essential	Enable	Description	Action
<input type="checkbox"/>	11	None	No	No	store not define cookie in this cookies group.	Edit
<input type="checkbox"/>	12	Performance	Yes	Yes	Its use for collect information visitor of website, for instance pages visitors to most in many instances, and if they get error messages from web pages. this cookie are not collect information that identifies a visitor.	Edit
<input type="checkbox"/>	13	Functional	No	Yes	this cookie are use strictly necessary to be able to offer the visitors of your website the best experience. for example. a shopping cart, a login cookie, a language cookie and session ID cookies	Edit

New CookiesGroup

Search  24  admin

Create new cookie group using this form

Essential ☐ No

If you select yes then customer compulsory accept this cookie group and disable option in frontend

Enable ☒ Yes

If you select no then no show in frontend this cookie group

Cookies Group Name * Functional

Description * this cookie are use strictly necessary to be able to offer the visitors of your website the best experience. for example. a shopping cart, a login cookie, a language cookie and session ID cookies

Assigned Cookies

Category Information

Select multiple cookie and assign group

Manage Cookie Consent

Manage Cookies Consent

Search 🔍 | Notifications 24 | User admin

Filters | Default View | Columns | Export

20 per page | 1 of 1

	ID	Customer Name	Ip Address	Store	Customer Email	Consent Type	Consent Status	Date
<input type="checkbox"/>	1	Veronica Costello	127.0.0.1	Default Store View	roni_cost@example.com	confirmation cookiebar	Marketing	Sep 9, 2019 3:41:16 AM

Click on customer name and move customer edit page

Store cookie group



Thank you!

Should you have any questions or feature suggestions, please contact us at:
<http://mageants.com/contactus>

Your feedback is absolutely welcome!