

## CALL FOR PRICE – Magento 2

### USER MANUAL

**Supported Version: 2.0, 2.1, 2.2, 2.3,2.4**



## Table Of Content

<b>Preface.....</b>	<b>3</b>
<b>Installation.....</b>	<b>4</b>
option 1.....	4
option 2.....	5
<b>Backend Example.....</b>	<b>6</b>
<b>Frontend Example.....</b>	<b>10</b>
<b>Hyva Theme Frontend Example.....</b>	<b>12</b>

## Preface

call for price is perfect extension for the store owners who wants to hide the price and add to cart button for the specific products and this action will force customer to inquire of price of that product. Once you enable this extension in your store as described above it hides the price for the product and put the button named configure from admin. When customer click on this button it opens popup having inquiry form with Google captcha. Once customer fill up this form and submit then Administrator will get notified and inquiry data will get saved in backend.

- Easy to configure extension.
- Customer Group selection for hide price of product.
- Google captcha use for security purpose.
- Add To Cart button configuration from admin panel.
- All Inquiry information on admin panel and on admin mail.
- Responsive pop-up form of CallForPrice inquiry.
- Product Specific functionality of CallForPrice.



## Installation

There are two ways of installing extension in magento2.

- Using COMMAND LINE.
- Manually Install extension.

### Option 1: Magento 2 install extension using COMMAND LINE (Recommended)

Follow below steps to install extension from the command line.

**Step 1:** Download the extension and unzip it.

**Step 2:** Upload it to code directory in your magento installation's app directory If code Directory does not exists then create.

**Step 3:** Disable the cache under System -> Cache Management.

**Step 4:** Enter the following at the command line:  
Php bin/magento setup:upgrade  
Php bin/magento setup:static-content:deploy

**Step 5:** Once you complete above steps log out and log in back to the admin panel and switch to **Store → Configuration → Mageants → AskForPrice**, the module will be displayed in the admin panel.



## Option 2: Magento 2 install extension manually

**Step 1:** Download the extension and unzip it.

**Step 2:** Upload it to code directory in your magento installation's app directory If code Directory does not exists then create.

**Step 3:** Disable the cache under System -> Cache Management Edit app/etc/config.php file and add one line code:  
'Mageants\_AskForPrice' => 1

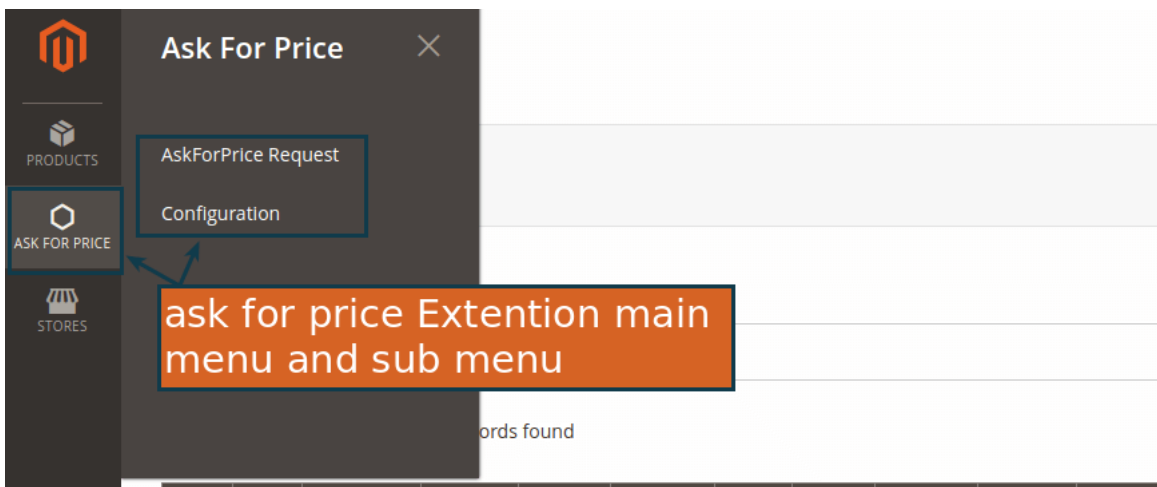
**Step 4:** Disable the cache under System -> Cache Management

**Step 5:** Once you complete above steps log out and log in back to the admin panel and switch to Menu **Store → Configuration → Mageants → AskForPrice**, the module will be displayed in the admin panel.

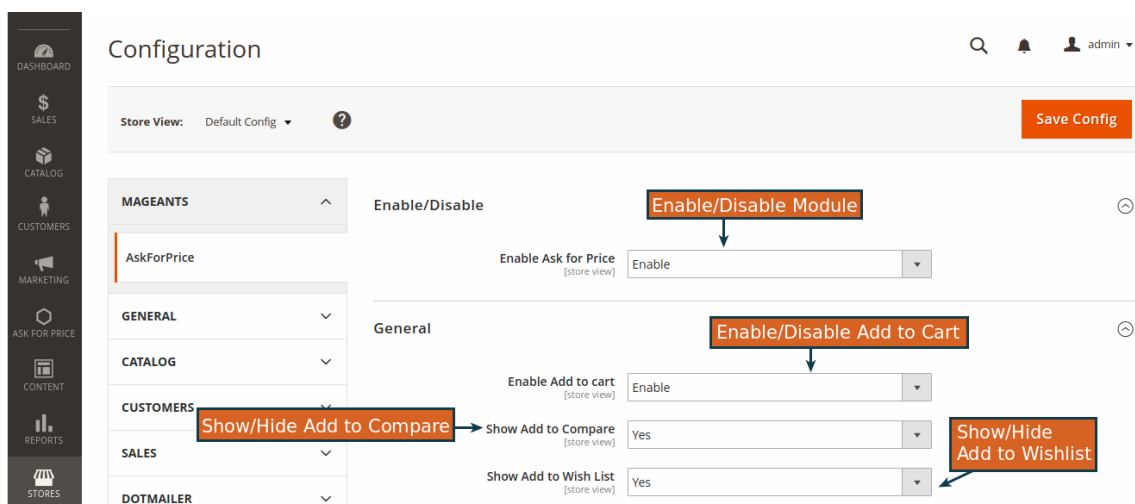
## Backend Example:

After Installation of Extension login to magento admin panel to set configuration of the extension.

## Extension menu and submenu



## Extension configuration



CATALOG  
CUSTOMERS  
MARKETING

SERVICES  
ADVANCED

Call For Price/ Hide Price Priority **Set priority for price display**

Priority [store view] CallForPrice

Call For Price Global Config **Text for 'Call For Price'**

Call For Price Text [store view] Call For Price

Apply For Categories [store view]

**Select Customer Groups**

**Select Categories**

What's New  
Women  
---Tops  
-----Jackets  
-----Hoodies & Sweatshirts  
-----Tees  
-----Bras & Tanks  
---Bottoms  
-----Pants  
-----Shorts

Apply For Customer Groups [store view]

NOT LOGGED IN  
General  
Wholesale  
Retailer

**Enter Product ID in Which Configuration Will Not Apply**

Not Applied For Product IDs [store view]

Seperate by comma(,).

## Hide Price Global Config



Hide Price Text  
[store view]

Hide Price

Text for 'Hide Price'

Apply For Categories  
[store view]

- What's New
- Women
- Tops
- Jackets
- Hoodies & Sweatshirts
- Tees
- Bras & Tanks
- Bottoms
- Pants
- Shorts

Select Categories

Select Customer Groups

Apply For Customer Groups  
[store view]

- NOT LOGGED IN
- General
- Wholesale
- Retailer

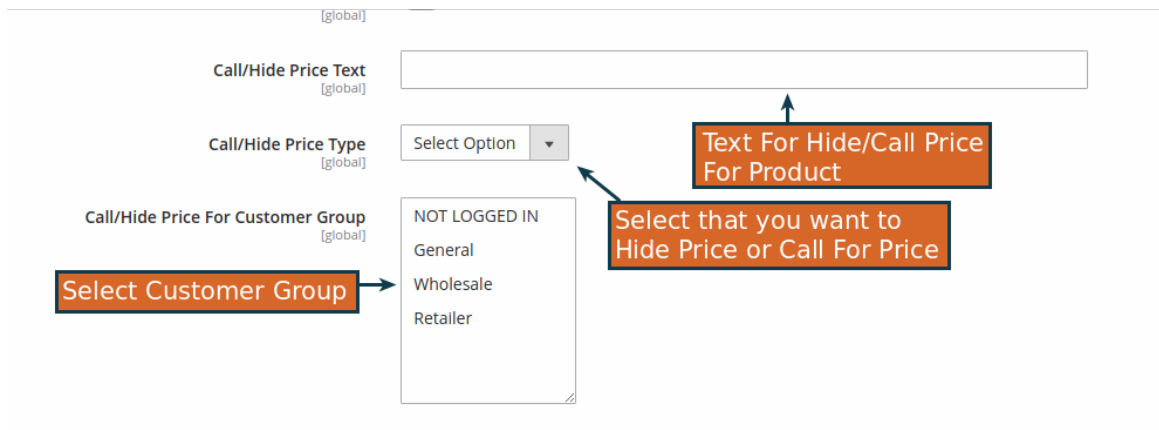
Enter Product ID in Which  
Configuration Will Not Apply

Not Applied For Product IDs  
[store view]

Seperate by comma(,).



After configure Extension we need to set Call for Price attribute in catalog product.



Call/Hide Price Text [global]

Call/Hide Price Type [global] Select Option

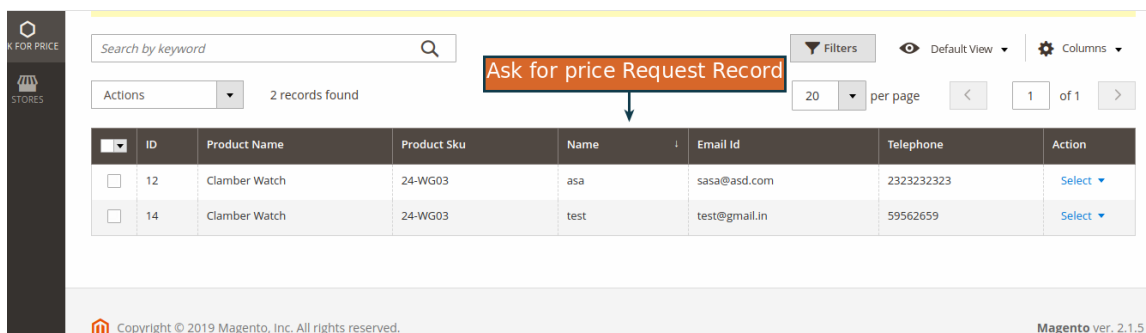
Call/Hide Price For Customer Group [global] NOT LOGGED IN  
General  
Wholesale  
Retailer

Select Customer Group

Text For Hide/Call Price For Product

Select that you want to Hide Price or Call For Price

To show requested customer record grid go to call for price → CallForPrice Request.



Search by keyword

Filters Default View Columns

20 per page 1 of 1

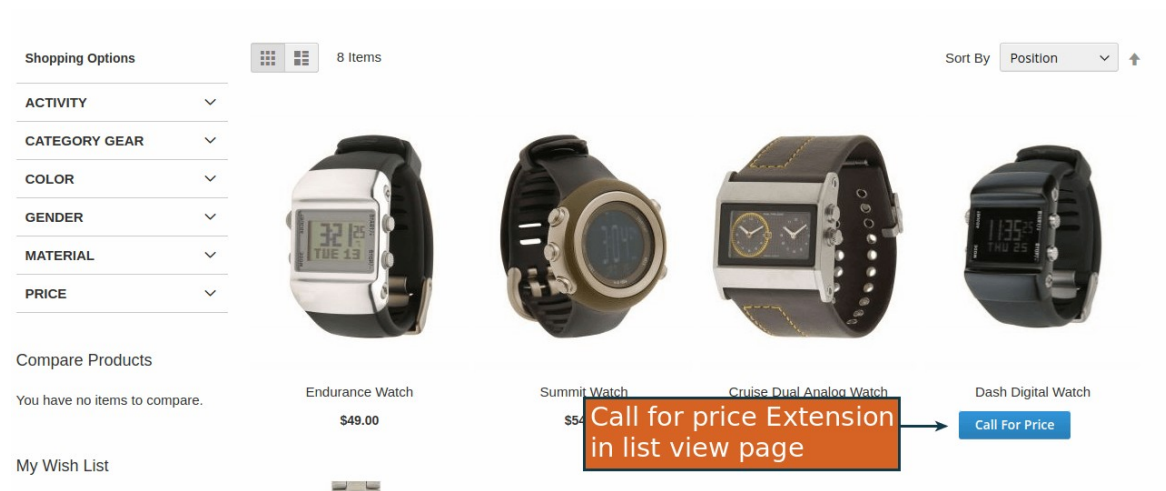
ID	Product Name	Product Sku	Name	Email Id	Telephone	Action
12	Clamber Watch	24-WG03	asa	sasa@asd.com	2323232323	Select
14	Clamber Watch	24-WG03	test	test@gmail.in	59562659	Select

Copyright © 2019 Magento, Inc. All rights reserved. Magento ver. 2.1.5

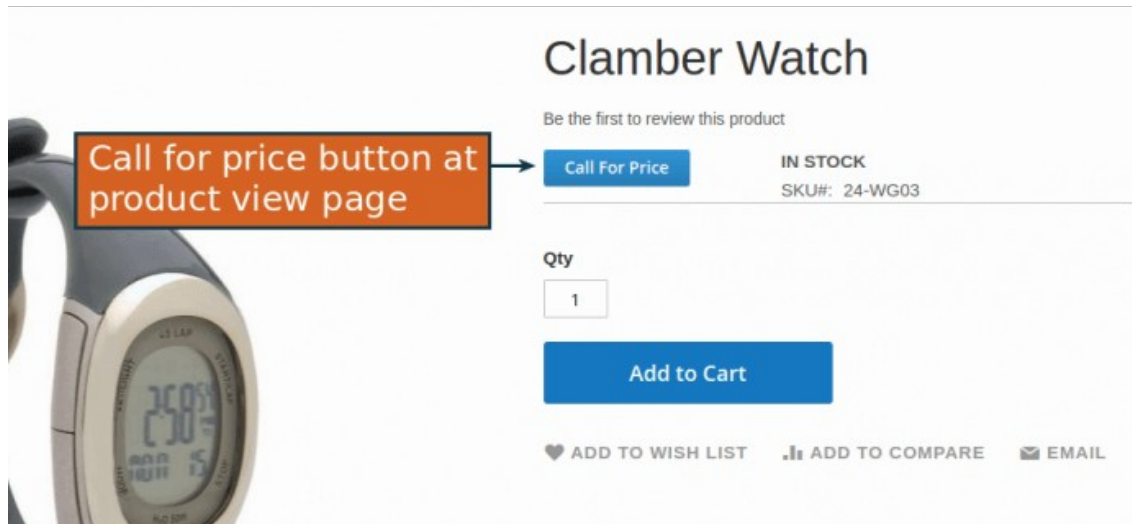
## Frontend Example

Below are some screen shot of Extension Functions on Frontend after installing call for price Extension.

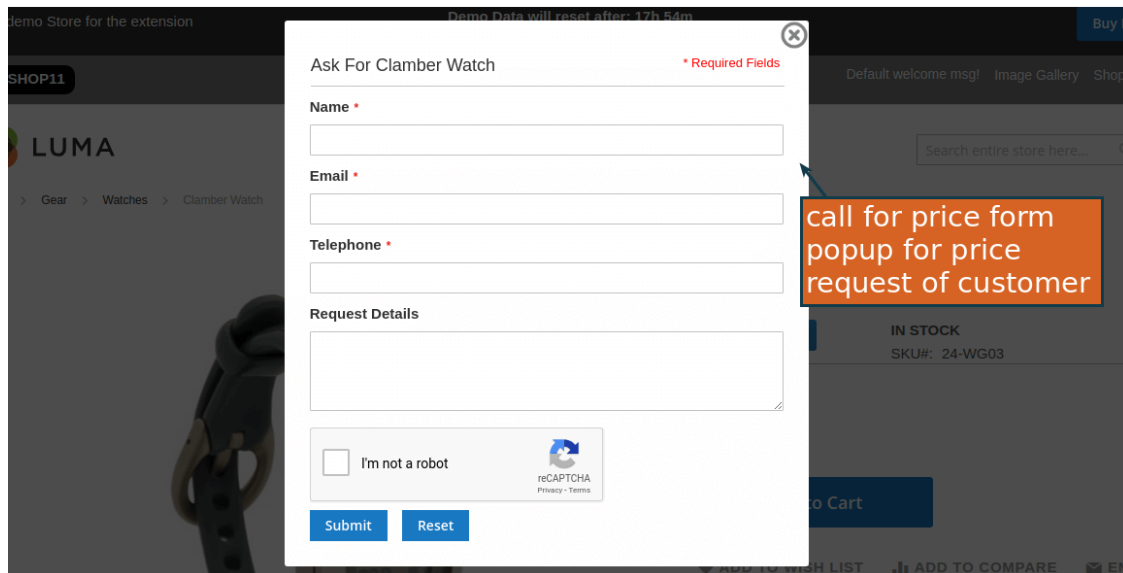
- List page



- call for price at product view page

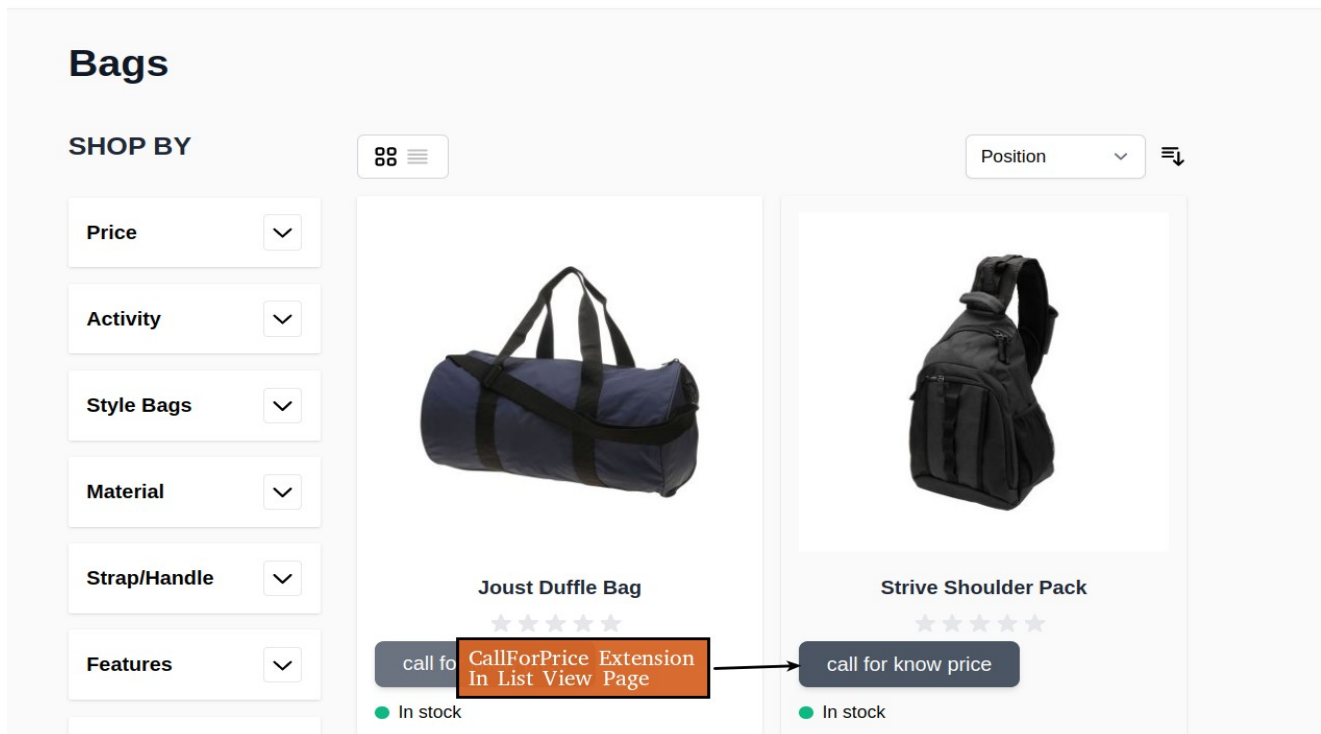


- call for price popup with Google captcha.



## Hyvä Theme Screenshots

- List page



## ▪ Product view page



### Joust Duffle Bag

★★★★★

The sporty Joust Duffle Bag can't be beat - not in the gym, not on the luggage carousel, not anywhere. Big enough to haul a basketball or soccer ball and some sneakers with plenty of room to spare, it's ideal for athletes with places to go.

● In stock

SKU	24-MB01
-----	---------

call for know price

CallForPrice Button  
At Product View Page



### Strive Shoulder Pack

★★★★★

Convenience is next to nothing when your day is crammed with action. So whether you're heading to class, gym, or the unbeaten path, make sure you've got your Strive Shoulder Pack stuffed with all your essentials, and extras as well.

● In stock

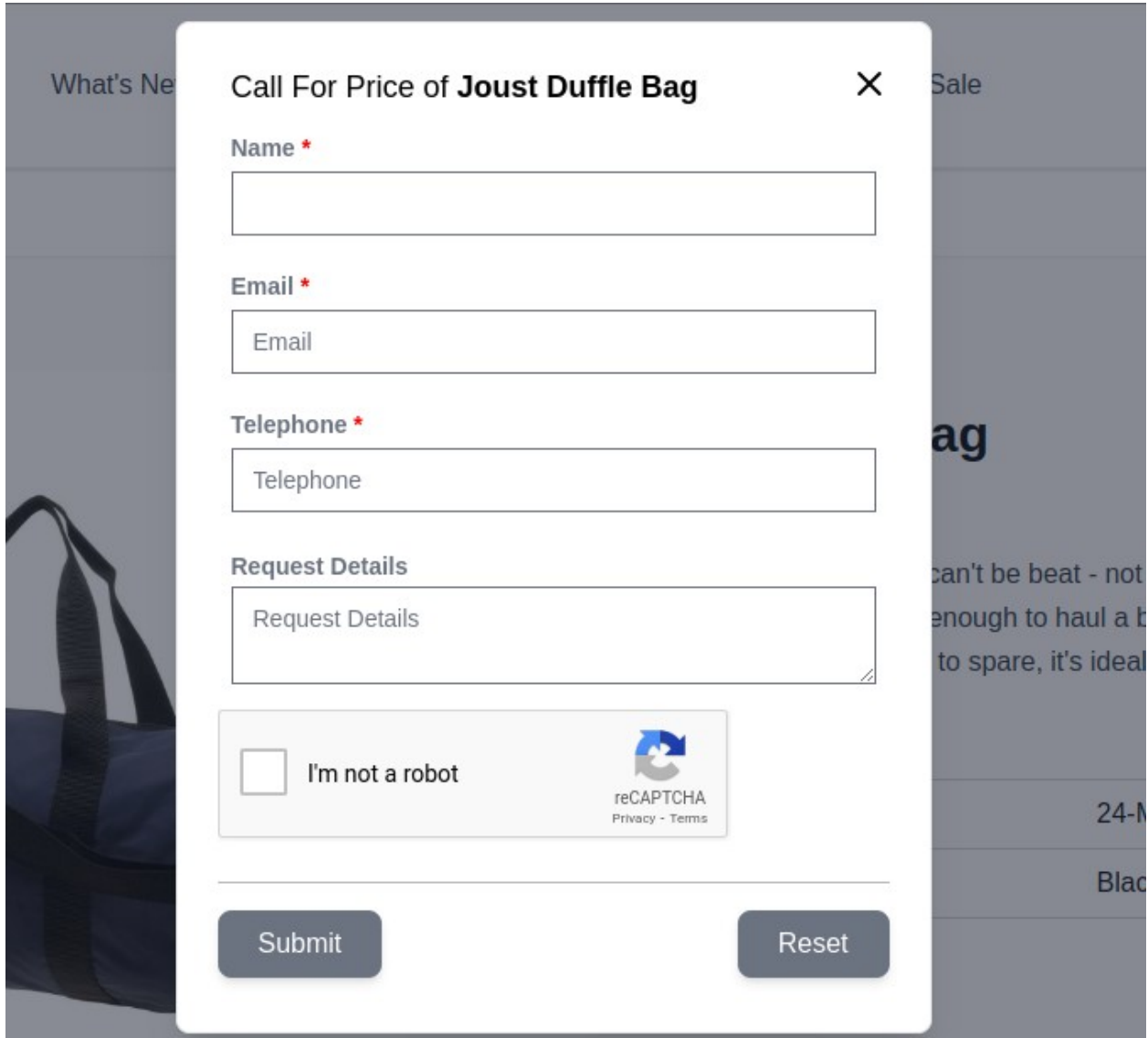
SKU	24-MB04
-----	---------

Material	Canvas, Cotton, Mesh, Polyester
----------	---------------------------------

login For Know Price

Hide Price Text

- Call for price popup with Google captcha.



What's New

Call For Price of **Joust Duffle Bag** X

**Name \***

**Email \***

**Telephone \***

**Request Details**

☐ I'm not a robot

reCAPTCHA  
Privacy - Terms

Submit Reset

bag

can't be beat - not  
enough to haul a b  
to spare, it's ideal

24-M

Black



## **Thank you!**

Should you have any questions or feature suggestions, please contact us at:  
<http://mageants.com/contactus>

Your feedback is absolutely welcome!