

IMPORT COUPON CODES FOR MAGENTO 2



SUPPORTED VERSION 2.0,2.1,2.2,2.3

[Import coupon codes - Magento 2](#)

[USER MANUAL](#)

Supported Version: 2.0, 2.1, 2.2, 2.3

Table Of Contents

Preface.....	3
Installation.....	4
Option 1: Magento 2 install extension using COMMAND LINE	4
Option 2: Magento 2 install extension manually	5
Backend Example	6
Extension configuration.....	6
Frontend Example.....	11

Preface

- Generate and Import Coupons is perfect extension for the store owners who wants to reduce time consumption on coupon management by generating and importing an unlimited number of promo codes in few steps.
- Can easily analyse coupon usage report and export report in csv and xml files.

This extension is providing below functionalities.

1. Coupon code generation and import bunch of coupons as per cart price rule.
2. Use easy coupon templates for accurate codes generation.
3. Modify generated coupon codes and Check, analyze and export coupon usage Reports.

Installation:

There are two ways of installing extension in magento2.

- 1) Using COMMAND LINE.
- 2) Manually install extension.

Option 1: Magento 2 install extension using COMMAND LINE (Recommended).

Follow below steps to install extension from the command line.

Step 1: Download the extension and unzip it.

Step 2: Upload it to code directory in your magento installation's app directory.
If code directory does not exists then create.

Step 3: Disable the cache under System → Cache Management.

Step 4: Enter the following at the command line:
php bin/magento setup:upgrade
php bin/magento setup:static-content:deploy

Step 5: Once you complete above steps log out and log in back to the admin panel and switch to Marketing → Cart price rules → Import coupon codes. The module will be displayed in the admin panel.

Option 2: Magento 2 install extension manually.

Step 1: Download the extension and unzip it.

Step 2: Upload it to code directory in your magento installation's app directory. If code directory does not exist then create.

Step 3: Disable the cache under System → Cache Management Edit app/etc/config.php file and add one line code: 'Mageants_Import coupon codes' → 1

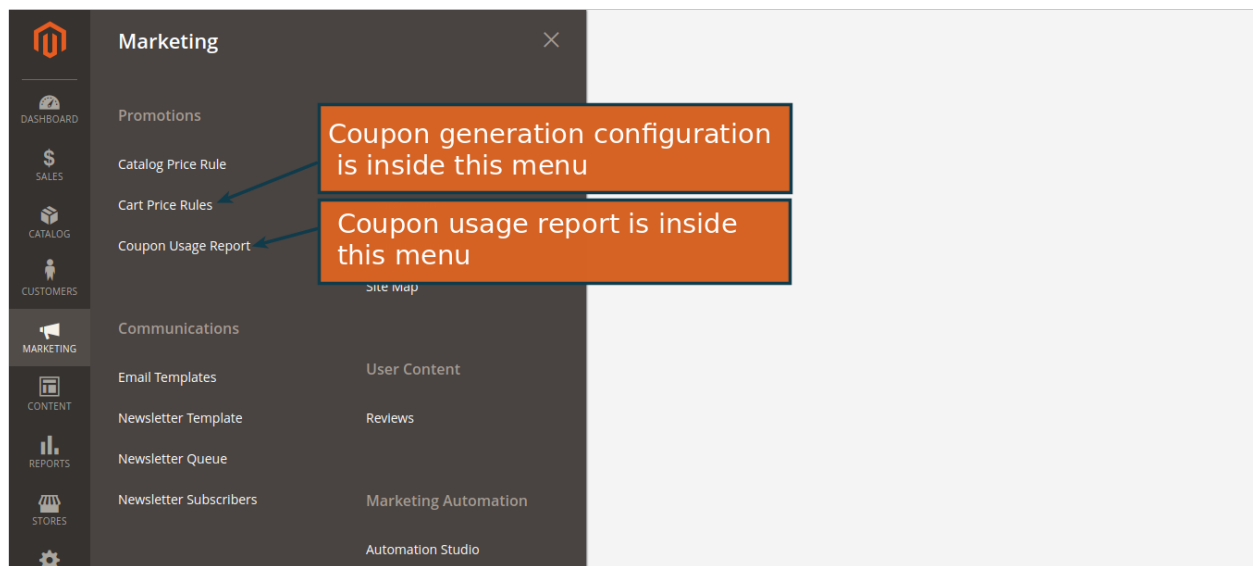
Step 4: Disable the cache under System → Cache Management

Step 5: Once you complete above steps log out and log in back to the admin panel and switch to Marketing → Cart price rules → Import coupon codes, the module will be displayed in the admin panel.

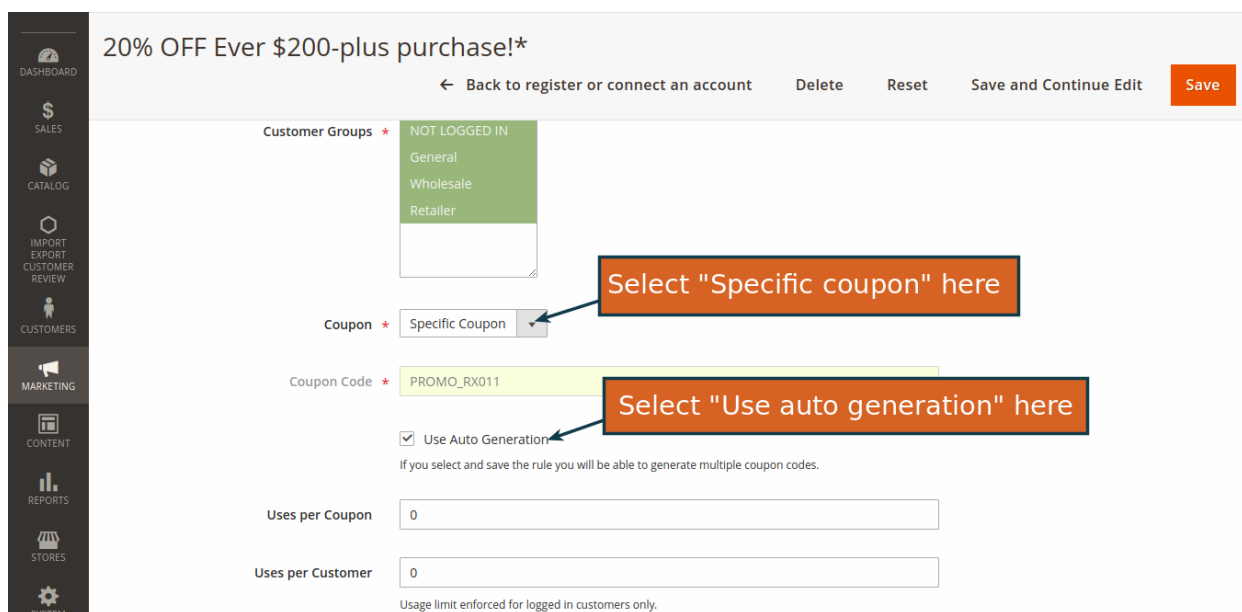
Backend example

After Installation of Extension login to magento admin panel for set configuration of the extension.

Extension Configuration



Note : Before generating coupon codes go to Rule Information section and must select below options.



Note : First save the rule before auto generating coupons.

Configuration (Inside sales rule)

Spend \$50 or more - shipping is free!

← Back to register or connect an account Delete Reset Save and Continue Edit **Save**

Labels ⌵

Manage Coupon Codes ⌵

- Import Coupons ⌵ **Import promo coupons using CSV files**
- Generate Coupons by Template ⌵ **Generate n number of coupons using handy templates**
- Generate Coupons ⌵ **Added existing coupons deleting functionality in default coupon generation**

Search Reset Filter Export to: CSV Export

Actions 0 records found **Generated coupons grid view** per page 1 of 1

	Coupon Code	Created	Expiration date	Generated By dotmailer	Uses	Uses per Customer	Uses per Coupon	Times Used	Edit
Any		From <input type="text"/> <input type="text"/>	From <input type="text"/> <input type="text"/>					From <input type="text"/> <input type="text"/>	

Spend \$50 or more - shipping is free!

← Back to register or connect an account Delete Reset Save and Continue Edit **Save**

Search Reset Filter Export to: CSV Export

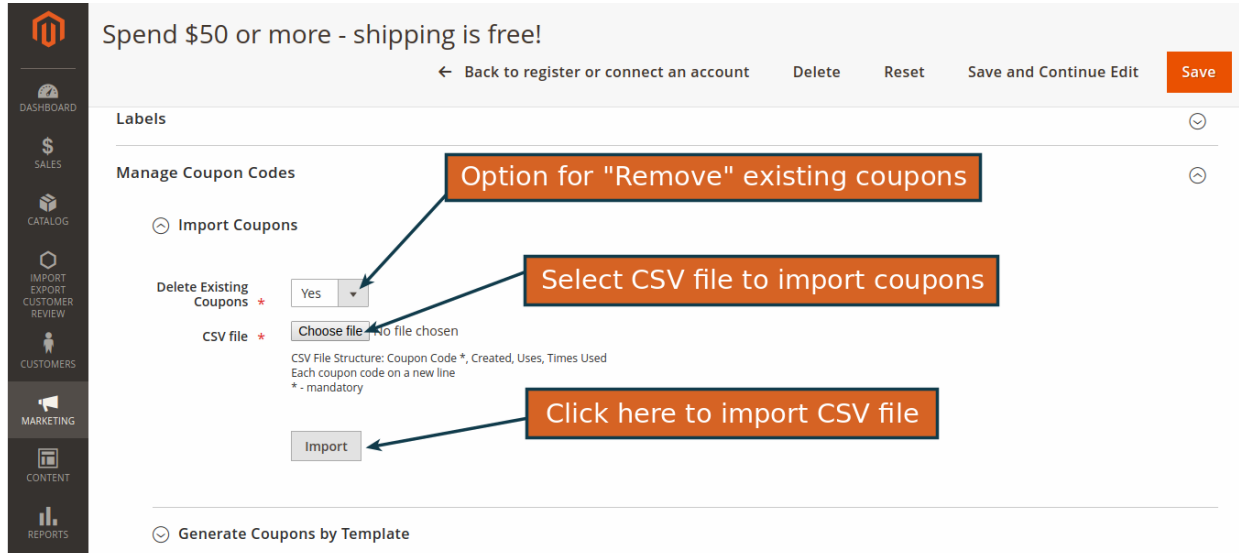
Actions 10 records found 20 per page 1 of 1

	Coupon Code	Created	Expiration date	Generated By dotmailer	Uses	Uses per Customer	Uses per Coupon	Times Used	Edit
		From <input type="text"/> <input type="text"/>	From <input type="text"/> <input type="text"/>					From <input type="text"/> <input type="text"/>	
		No	No	No	10000	1000	1000	0	Edit
		No	No	No	10000	1000	1000	0	Edit
<input type="checkbox"/>	PROMO_LB523			No	No	10000	1000	0	Edit
<input type="checkbox"/>	PROMO_NA825			No	No	10000	1000	0	Edit
<input type="checkbox"/>	PROMO_EH06			No	No	10000	1000	0	Edit

Added extra fields in coupon grid to make it more user convenient

Edit coupon individually

Import coupons (Inside manage coupon codes)



Spend \$50 or more - shipping is free!

← Back to register or connect an account Delete Reset Save and Continue Edit **Save**

Labels ⌵

Manage Coupon Codes ⌵

⌵ Import Coupons

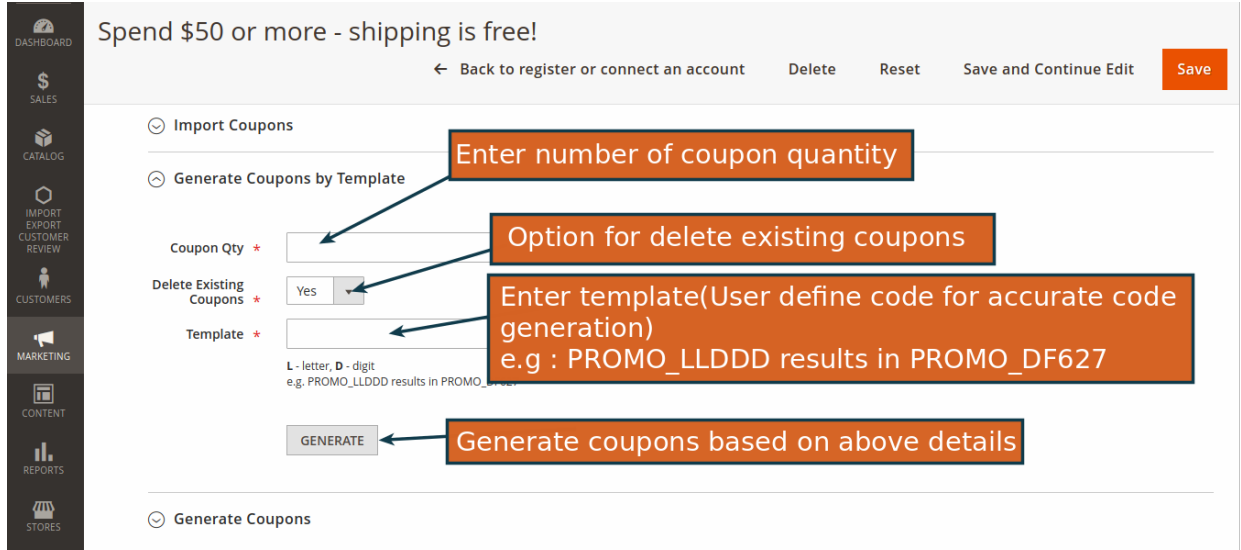
Delete Existing Coupons * ⌵

CSV file * No file chosen

CSV File Structure: Coupon Code *, Created, Uses, Times Used
Each coupon code on a new line
* - mandatory

⌵ Generate Coupons by Template

Generate Coupons by Template (Inside Manage Coupon Codes)



Spend \$50 or more - shipping is free!

← Back to register or connect an account Delete Reset Save and Continue Edit **Save**

⌵ Import Coupons

⌵ Generate Coupons by Template

Coupon Qty *

Delete Existing Coupons * ⌵

Template *

L - letter, D - digit
e.g. PROMO_LLDDD results in PROMO_DF627

⌵ Generate Coupons

Generate Coupons (Inside Manage Coupon Codes)

Spend \$50 or more - shipping is free!

← Back to register or connect an account Delete Reset Save and Continue Edit **Save**

Generate Coupons

Coupon Qty *

Delete Existing Coupons **Added option for "delete existing coupons" while default coupon generation**

Code Length *
Excluding prefix, suffix and separators.

Code Format *

Code Prefix

Code Suffix

Dash Every X Characters

Coupon code grid

Spend \$50 or more - shipping is free!

← Back to register or connect an account Delete Reset Save and Continue Edit **Save**

Search Reset Filter Export to: CSV Export

Actions 10 records found 20 per page 1 of 1

	Coupon Code	Created	Expiration date	Generated By dotmailer	Uses	Uses per Customer	Uses per Coupon	Times Used	Edit
	<input type="text"/>	From <input type="text"/>	From <input type="text"/>	<input type="text"/>	<input type="text"/>	<input type="text"/>	<input type="text"/>	From <input type="text"/>	
			To <input type="text"/>		No	10000	1000	0	Edit
					No	10000	1000	0	Edit
<input type="checkbox"/>	PROMO_LB523			No	No	10000	1000	0	Edit
<input type="checkbox"/>	PROMO_NA825			No	No	10000	1000	0	Edit
<input type="checkbox"/>	PROMO_E1105			No	No	10000	1000	0	Edit

Added extra fields in coupon grid to make it more user convenient

Edit coupon individually

Edit coupon

Coupon codes use report


<input type="checkbox"/>	Rule Name	Coupon	Track Number	Order #	G.T.(Purchased)	Status	Purchased On	Action
<input type="checkbox"/>	Spend \$50 or more - shipping is free!	PROMO_@Y750	121112	000000003	63.46	processing	2018-09-26 13:18:31	View
<input type="checkbox"/>	Spend \$50 or more - shipping is free!	PROMO_PR388		000000004	58.04	processing	2018-09-26 13:19:30	View
<input type="checkbox"/>	Spend \$50 or more - shipping is free!	PROMO_LB523		000000005	36.39	canceled	2018-09-26 13:20:43	View
<input type="checkbox"/>	Spend \$50 or more - shipping is free!	PROMO_EI106		000000006	23.40	processing	2018-09-26 13:21:20	View
<input type="checkbox"/>	Spend \$50 or more - shipping is free!	PROMO_TO585		000000007	58.04	processing	2018-09-26 13:21:43	View

Frontend example

Apply Coupon Code on Shopping Cart Page

Shopping Cart

✓ You used coupon code "PROMO_NA825".

Item	Price	Qty	Subtotal
 Fusion Backpack	\$59.00	1	\$59.00

Applied auto generated coupon →

Applied discount → Summary

Summary	
Estimate Shipping and Tax	
Subtotal	\$59.00
Discount (PROMO_NA825)	-\$5.00
Tax	\$4.46
Order Total	\$58.46

Apply Coupon Code on Checkout Page

Payment Method:

Check / Money order

My billing and shipping address are the same

Veronica Costello
6146 Honey Bluff Parkway
Calder, Michigan 49628-7978
United States
(555) 229-3326

Applied auto generated coupon on checkout page →

Order Summary	
Cart Subtotal	\$59.00
Discount (PROMO_EI106)	-\$5.00
Shipping Flat Rate - Fixed	\$5.00
Tax	\$4.46
Order Total	\$63.46

1 Item in Cart

Ship To:

Veronica Costello
6146 Honey Bluff Parkway
Calder, Michigan 49628-7978
United States



Thank you!

if you have any questions or feature suggestions, please contact us at:
<https://www.mageants.com/contact-us>

Your feedback is absolutely welcome!