

# Giftcard



**Gift card - Magento 2**

**USER MANUAL**

## **Table Of Contents**

<b>Preface .....</b>	<b>3</b>
<b>Backend Example .....</b>	<b>4</b>
<b>Extension configuration.....</b>	<b>4</b>
<b>Frontend Example.....</b>	<b>13</b>

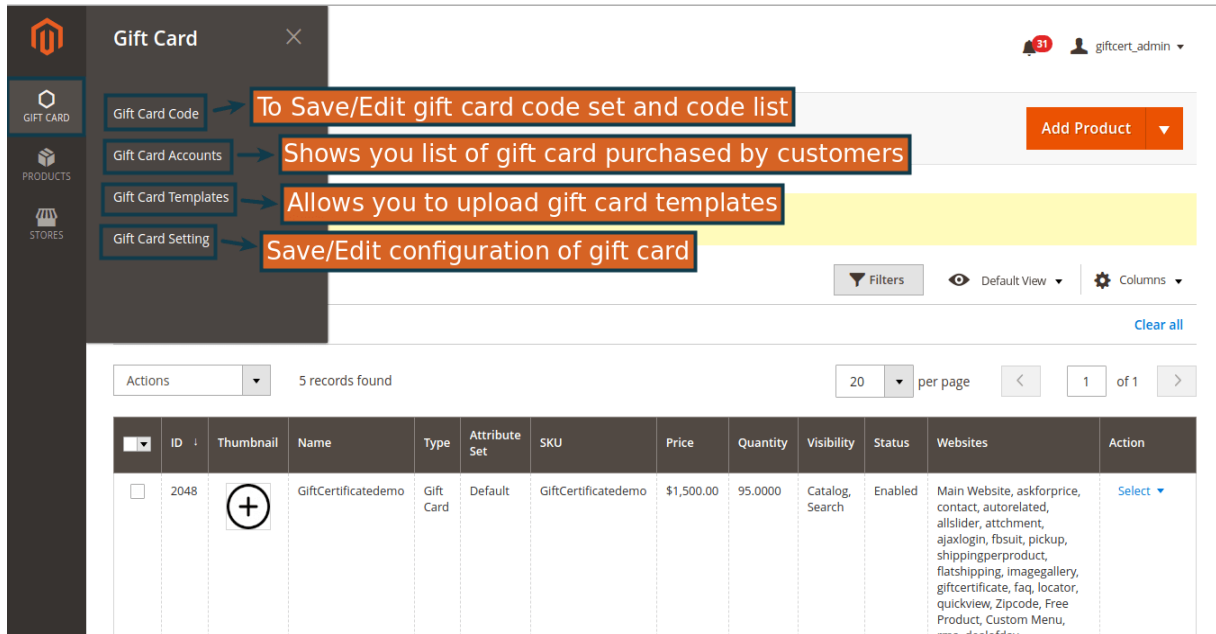
## **Preface:**

Gift card is perfect extension for the store owners who wants to Add functionality of Gift product or Gift code in store. Once you enable this extension in your store as described follow it will apply Gift code in cart page Total price. When customer apply some gift code for the cart then first check the code if is valid and approve then apply discount on cart total price as per the configuration setting from backend.

## Backend example

After Installation of Extension log in to magento admin panel for set configuration of the extension.


→ Main Menu



The screenshot shows the 'Gift Card' main menu in the Magento Admin Panel. The left sidebar contains the 'GIFT CARD' menu item. The main content area has a list of options with callouts:

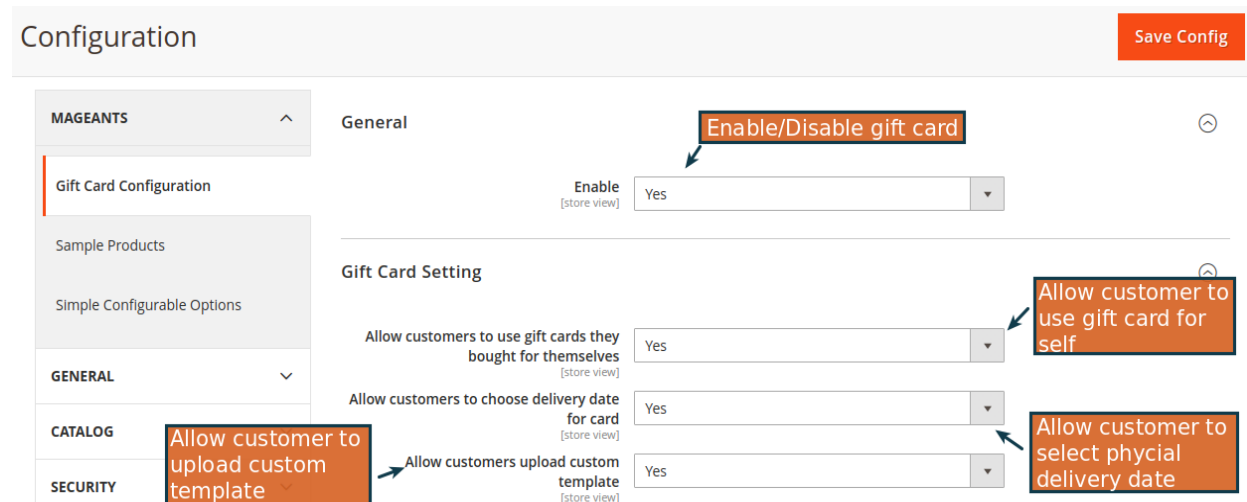
- Gift Card Code**: To Save/Edit gift card code set and code list
- Gift Card Accounts**: Shows you list of gift card purchased by customers
- Gift Card Templates**: Allows you to upload gift card templates
- Gift Card Setting**: Save/Edit configuration of gift card

Below the menu is a table with 5 records found. The table has columns: Actions, ID, Thumbnail, Name, Type, Attribute Set, SKU, Price, Quantity, Visibility, Status, Websites, and Action.

Actions	ID	Thumbnail	Name	Type	Attribute Set	SKU	Price	Quantity	Visibility	Status	Websites	Action
<input type="checkbox"/>	2048		GiftCertificatedemo	Gift Card	Default	GiftCertificatedemo	\$1,500.00	95.0000	Catalog, Search	Enabled	Main Website, askforprice, contact, autorelated, allslider, attachement, ajaxlogin, fbsuit, pickup, shippingperproduct, flatshipping, Imagegallery, giftcertificate, faq, locator, quickview, Zipcode, Free Product, Custom Menu, rma_dealofday	Select

## Extension configuration

### 1) Configuration :



The screenshot shows the 'Gift Card Configuration' page in the Magento Admin Panel. The left sidebar contains the 'MAGEANTS' menu item. The main content area has a 'General' tab with the following settings:

- Enable/Disable gift card**: Enable (Yes)
- Gift Card Setting**:
  - Allow customers to use gift cards they bought for themselves: Yes
  - Allow customers to choose delivery date for card: Yes
  - Allow customers upload custom template: Yes

Callouts for the settings:

- Enable/Disable gift card**: Points to the 'Enable' dropdown.
- Allow customer to use gift card for self**: Points to the 'Allow customers to use gift cards they bought for themselves' dropdown.
- Allow customer to upload custom template**: Points to the 'Allow customers upload custom template' dropdown.
- Allow customer to select physical delivery date**: Points to the 'Allow customers to choose delivery date for card' dropdown.

Show All the Email template

**Set time to send notification on expiration of gift card** → Notify On Time [store view] 06 : 19 : 00

**Send copy (BCC) of gift card** → Send Copy To [store view] test@giftcertificate.com (default:test@giftcertificate.com)

**Enable/Disable TimeZone for Send Email by cron run** → Allow customer to select timezone [store view] No

**Set number of day before expiration to send notification email** → Notify Customer On Expiry [store view] Yes

**Notification email template** → Select template to notify [store view] Notify on expiration of giftcard (Default)

**Gift card email template** → Email Template for Gift Card [store view] Default Email template (Default)

**Notify customer on expiration of gift card** → Number of day before expiration to notify [store view] 5

## 2) Gift card code Setting:

### Code List

31 giftcert\_admin

**Add code set** → Add Code Set

**Code set grid which shows code set title, code pattern, code qty with filter, mass action and edit options**

It's time to [change your password](#).

Search by keyword **Mass delete action** Filters Default View Columns Export

Actions 3 records found 20 per page 1 of 1

ID	Code Title	Code Pattern	Code Qty	Action
4	Happy New Year	HAPPYNEWYEAR_{L}{L}{D}{D}	50	Select
3	Xmas	XMAS_{L}{L}{D}{D}	50	Select
2	birthday special	promo {L}{D}	20	Select

**Edit/Delete code set**

## Edit Code Set

🔍 🔔 1 👤 admin ▾

← Back Delete Save and Continue Edit **Save**

### CODESET INFORMATION

General Information

Code Lists

### Edit Codeset

**Code set title**

Code Title \* PROMO

Code Pattern \* PROMO\_{L}{L}{D}{D}{D}

{L} - letter, {D} - digit e.g. PROMO\_{L}{L}{D}{D}{D} results in PROMO\_DF627

Code Qty \* 25

**Code pattern to generate codes**

**Code qty to generate number of codes**

## Edit Code Set

🔍 🔔 1 👤 admin ▾

← Back Delete Save and Continue Edit **Save**

### CODESET INFORMATION

General Information

Code Lists

**Code list grid to show codes with allocated or not allocated and delete option**

Search


[Reset Filter](#)

25 records found

20 per page < 1 of 2 >


code	Allocated	Delete
<input type="text"/>	<input type="text"/>	
PROMO_BL930	No	<a href="#">Delete</a>
PROMO_CC566	No	<a href="#">Delete</a>
PROMO_SA357	No	<a href="#">Delete</a>
PROMO_DS5569	No	<a href="#">Delete</a>
PROMO_D6U909	No	<a href="#">Delete</a>
PROMO_QL550	No	<a href="#">Delete</a>
PROMO_YY167	No	<a href="#">Delete</a>

### 3) Gift card template setting :



- GIFT CARD
- PRODUCTS
- STORES

## Manage Template


giftcert\_admin

Add template
Add Template




It's time to change your password.


Code template grid which shows image, title, status with delete/edit and mass action

Search by keyword

Filters
Default View
Columns
Export


Actions
11 records found
20 per page
1 of 1

	ID	Image	Image Title	Status	Action
<input type="checkbox"/>	3		happy birthday	Active	Select
<input type="checkbox"/>	4		XMAS	Active	Select
<input type="checkbox"/>	5		XMAS1	Active	Select



- GIFT CARD
- SALES
- PRODUCTS
- STORES

## Edit Template happy birthday


giftcert\_admin

Back
Delete
Save

Edit Template

Write image title here

Image Title \* happy birthday

Status \* Active

Set Status active to use template else deactive

Upload images to use in template


Image \* Choose file No file chosen

Delete Image

Allow Image type: jpg, jpeg, gif, png

**Write message to send with gift card. this message will be override by customers message and preview**

Message:



**Set background color and text color for message box**

Background Color:

Text Color:

## 4) Create gift card product

Catalog


It's time to [change your password.](#)


**Product type gift card**


Active filters: Type: Gift Card


5 records found


20 per page


	ID	Thumbnail	Name	Type	Attribute Set	SKU	Price	Quantity	Visibility	Status	Websites	Action
<input type="checkbox"/>	2048		GiftCertificatedemo	Gift Card	Default	GiftCertificatedemo	\$1,500.00	95.0000	Catalog, Search	Enabled	Main Website, askforprice, contact, autorelated, allslider, attachment, ajaxlogin, fbsuit, pickup, shippingperproduct, flatshipping, imagegallery, giftcertificate, faq, locator, quickview, Zipcode, Free Product, Custom Menu, rma, dealofday	<a href="#">Select</a>


 Happy Bday ← Back Add Attribute Save ▼


 DASHBOARD


 GIFT CARD


 SALES


 PRODUCTS

 CUSTOMERS

 MARKETING

 CONTENT

 REPORTS



SKU \*  
[global]

Happy Bday

Price \*  
[global]

₹ 1,000.00

Advanced Pricing

Quantity  
[global]

43

Advanced Inventory

Stock Status  
[global]

In Stock ▼

Visibility  
[store view]

Catalog, Search ▼

Categories  
[global]

Gift Card ×

New Category

Set Product as New From  
[website]


To


Select advanced inventory


Select gift card category


## Gift Card Information





**Gift Type** \* [global] Printed  Gift Type: Virtual to send email only and printed to send physical card combined to send both

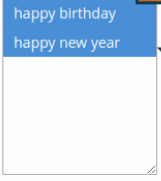
**Select Gift Card Code Set** \* [global] birthday special  Select code set to apply this gift card


**Set Minimum Price of GiftCard** \* [global] 100  Admin can Set Minimum Price of Gift card

**Set Maximum Price of GiftCard** \* [global] 200  Admin can set Maximum Price of Giftcard

**Gift Card Validity** [global] 20  Here Admin can set Gift card validity

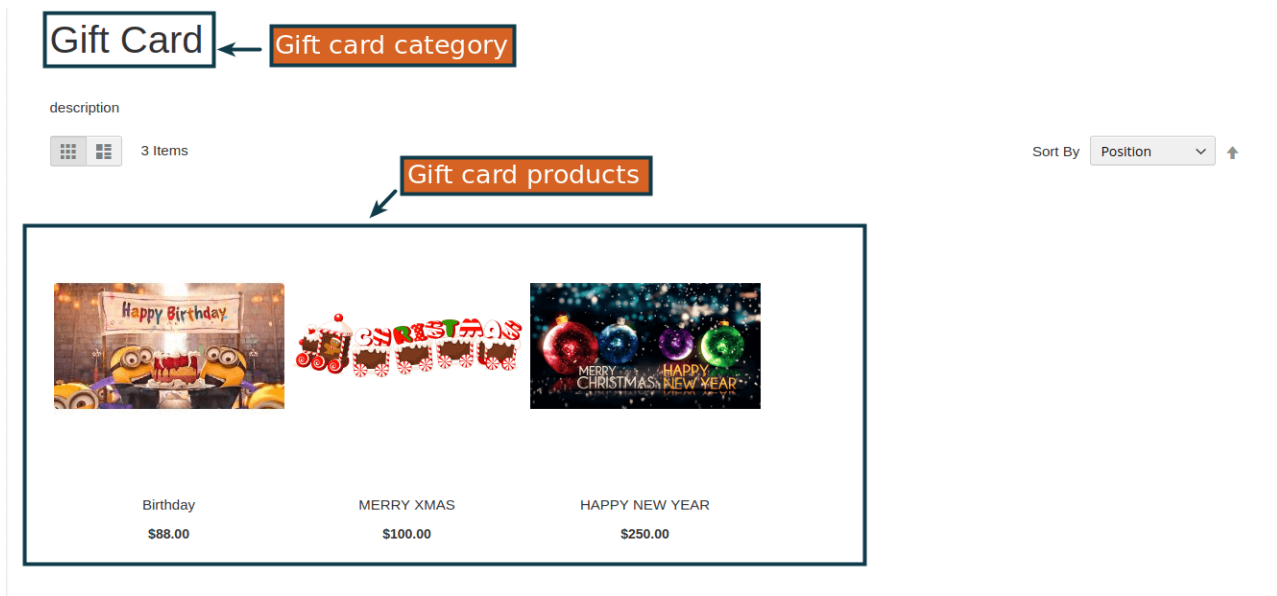
**Allow Message** [global] No  Allow Customer to Write message with gift card or not

**Choose gift certificate images** \* [global]  Admin can select Gift templates to give selection for Customer

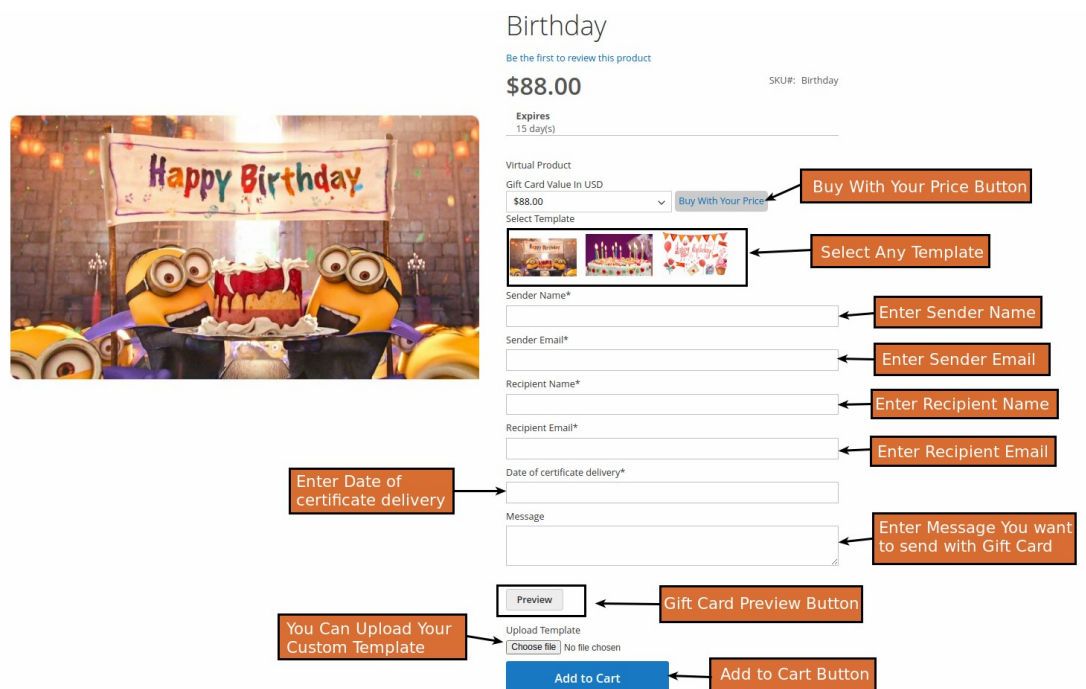
**Choose Categories (To apply this certificate)** \* [global]  Admin can select Category where customer can choose category and apply gift card Discount

## Frontend example

### 5) Open gift card product in frontend



### → Gift Card Product View



## → Gift Card Pop-Up

Your details

Sender Name: Prince Patel

Sender Email: prince@rocktechnolabs.com

Recipient Name: Vishal Sevani


Recipient Email: vishals@rocktechnolabs.com

Value: \$88.00

Message: Happy Birthday Bro

Gift Card Code: -----

After field up all detailsof gift card customercan preview details on popup by clicking on preview button




Ok

ADD TO WISH LIST

ADD TO COMPARE

## 6) Place order with gift card product :

### → Cart Page (Added Gift Card)




Search entire store here...

1

What's New Women Men Gear Training Sale Gift Card

Shopping Cart

Cart Page with Gift certificate product

Item	Price	Qty	Subtotal
 <div> <div>Birthday</div> <div>           Gift Card Details            Gift Card Value: 88            Gift Card Type: Virtual            Gift Card Sender: Prince Patel  <a href="#">Remove</a> </div> </div>	\$88.00	1	\$88.00

Move to Wishlist

Update Shopping Cart

Apply Gift Card

Apply Discount Code

Summary

Estimate Tax

Subtotal \$88.00

Order Total \$88.00

Proceed to Checkout

## → Place Order of Gift Card



### Payment Method

Check / Money order

Prince Patel  
12, 33, dcwecw  
ahmedabad, Gujarat 345656  
India  
1231231234

[Edit](#)

Placing order with gift card product


[Place Order](#)

### Order Summary

Cart Subtotal \$88.00

**Order Total \$88.00**

1 Item in Cart


 Birthday  
Qty: 1  
\$88.00

[Apply Discount Code](#)

[Apply Gift Card](#)

## 7) Open order in backend :

To Open Order in Backend Go to Sales → Order and here You can see your order.



#000000038

[← Back](#)
[Login as Customer](#)
[Cancel](#)
[Send Email](#)
[Hold](#)
[Invoice](#)
[Reorder](#)
[Edit](#)

ORDER VIEW

Information

Invoices

Credit Memos

Comments History

Order & Account Information

Order # 000000038 (The order confirmation email was sent)

Order Date

Aug 15, 2021, 10:58:30 PM

Order Status

Pending

Purchased From

Main Website  
Main Website Store  
Default Store View

Placed from IP

127.0.0.1 (127.0.0.1)

Account Information [Edit Customer](#)

Customer Name

Vishal Sevani

Email

vishalsevani8420@gmail.com

Customer Group

General

Address Information

Billing Address [Edit](#)

Vishal Sevani  
26  
ahmedabad, Gujarat, 345656  
India  
T: 8787896655

Payment & Shipping Method

Payment Information

Check / Money order  
The order was placed using USD.

Gift Options

Gift Card

The order was placed using Gift Card Code.

Gift Type

Virtual Product

Gift Price Information

Gift Amount - \$0.00

From Backend We can see all the information about order

#000000038
 

[← Back](#)
[Login as Customer](#)
[Cancel](#)
[Send Email](#)
[Hold](#)
[Invoice](#)
[Reorder](#)
[Edit](#)

Gift Options

Gift Card

The order was placed using Gift Card Code.

Gift Type - Virtual Product

Gift Price Information

Gift Amount - \$0.00

Items Ordered

Product	Item Status	Original Price	Price	Qty	Subtotal	Tax Amount	Tax Percent	Discount Amount	Row Total
Birthday SKU: Birthday	Ordered	\$88.00	\$88.00	Ordered 1	\$88.00	\$0.00	0%	\$0.00	\$88.00

Order Total

Notes for this Order

Status

Pending

Comment

☐ Notify Customer by Email  
☐ Visible on Storefront  

Submit Comment

Order Totals

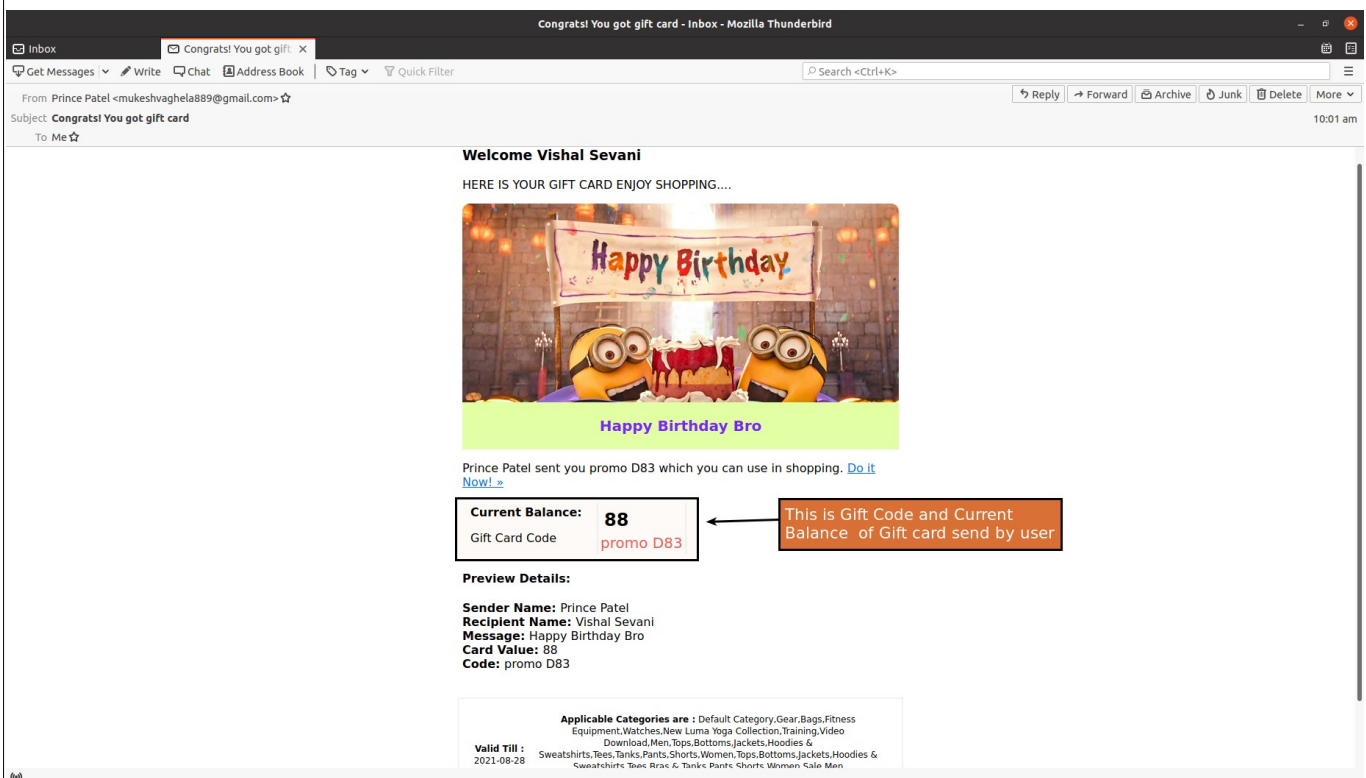
Subtotal	\$88.00
Grand Total	\$88.00
Total Paid	\$0.00
Total Refunded	\$0.00
Total Due	\$88.00

Click on Invoice to Generate and send email.

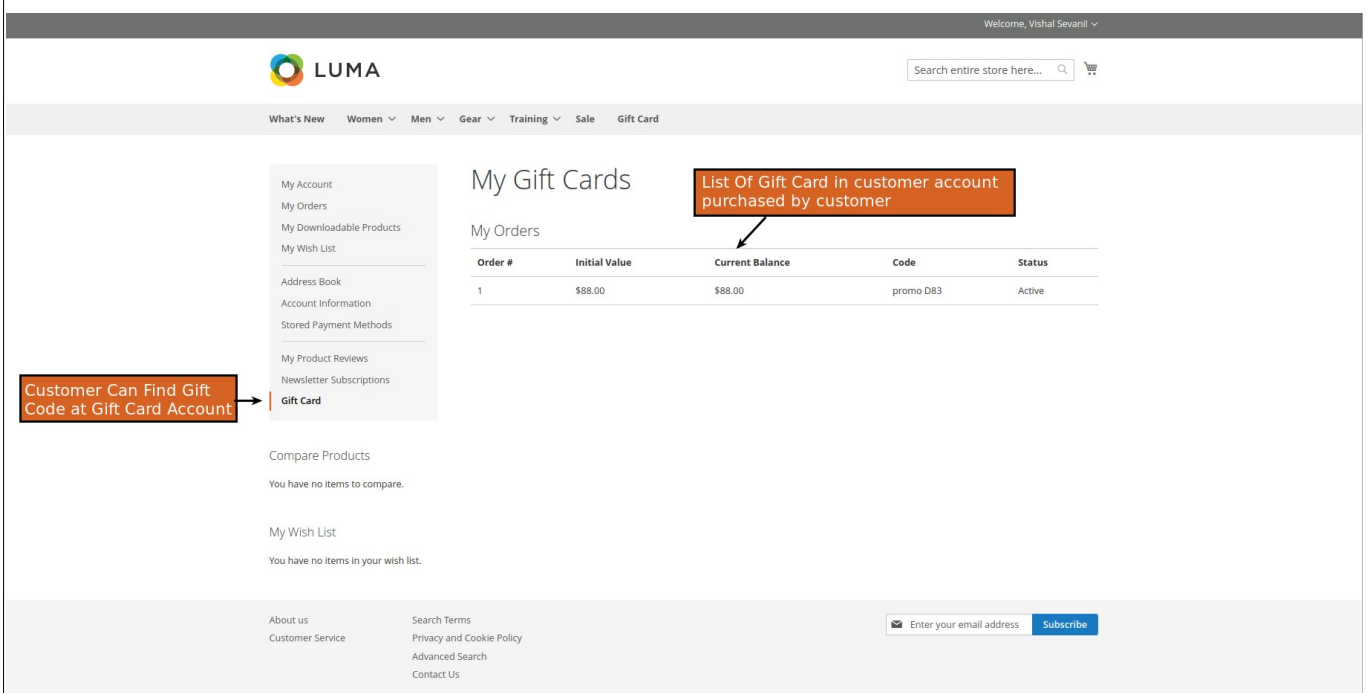
## 8) Generate invoice of the order :

When you generate invoice of the order at that time customer receive gift card code in email, Now admin can find gift card code in **Gift card --> Gift card accounts**, and set particular **discount** apply per order.

## 9) Show screenshot of gift card code in email :

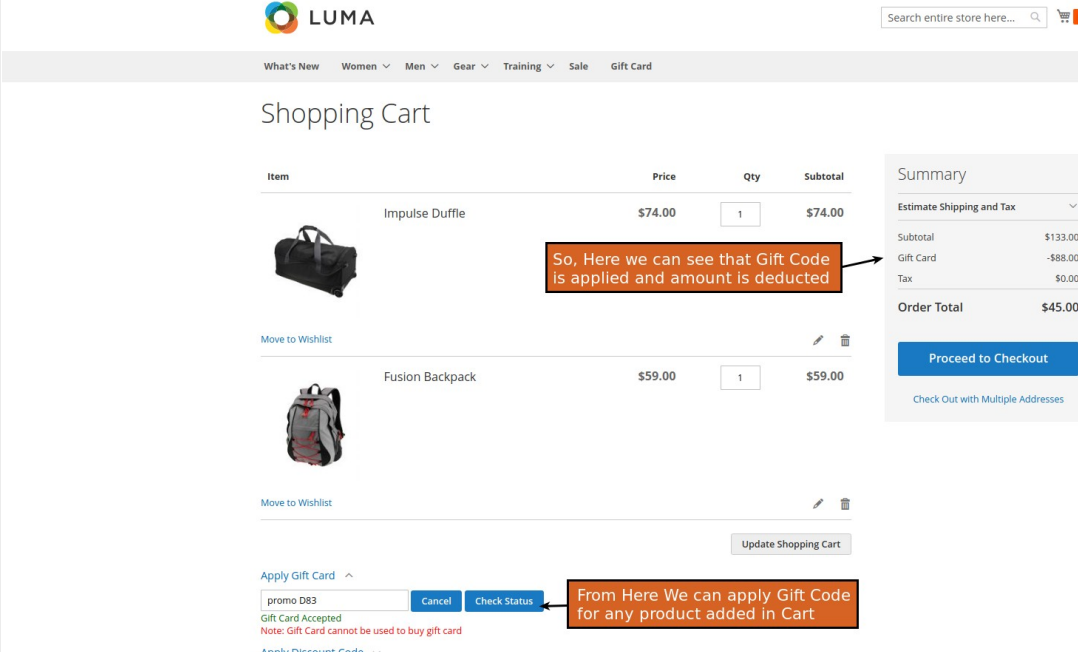


## 10) Gift Code at Gift Cart Account :





## 11) Use gift card in frontend :

→ Cart to check and apply gift card



**Shopping Cart**

Item	Price	Qty	Subtotal
 Impulse Duffel	\$74.00	1	\$74.00
 Fusion Backpack	\$59.00	1	\$59.00

**Summary**

Subtotal	\$133.00
Gift Card	-\$88.00
Tax	\$0.00
<b>Order Total</b>	<b>\$45.00</b>

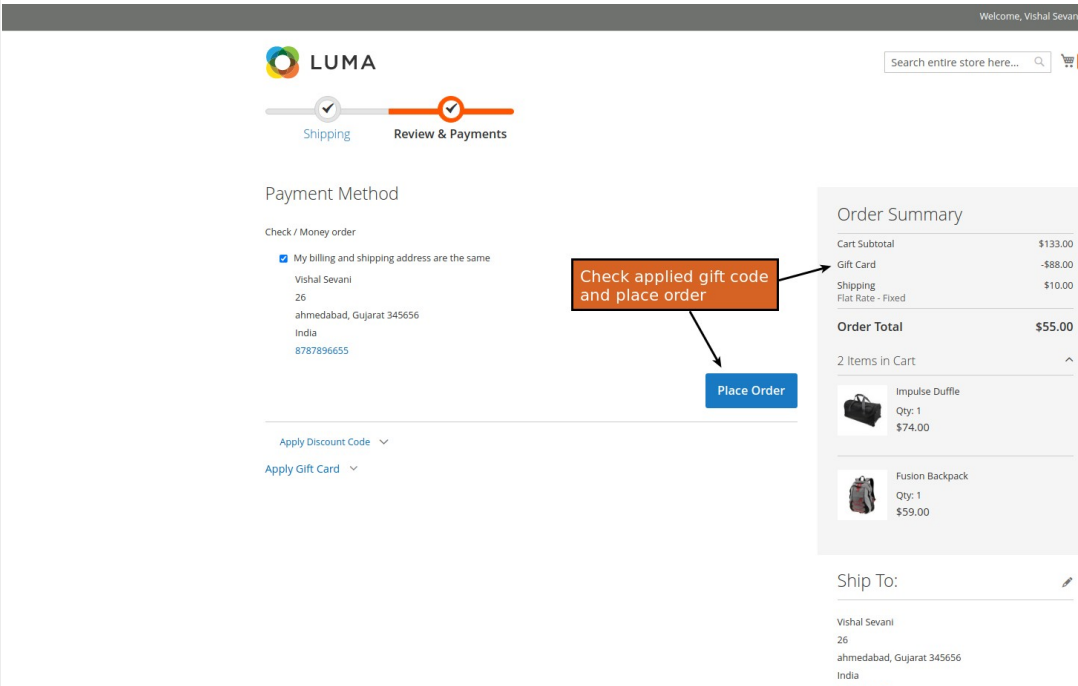
**Apply Gift Card**

promo D83

Gift Card Accepted  
Note: Gift Card cannot be used to buy gift card

**From Here We can apply Gift Code for any product added in Cart**

→ Checkout



**Payment Method**

Check / Money order

☒ My billing and shipping address are the same

Vishal Sevani  
26  
ahmedabad, Gujarat 345656  
India  
8787896655

**Order Summary**

Cart Subtotal	\$133.00
Gift Card	-\$88.00
Shipping Flat Rate - Fixed	\$10.00
<b>Order Total</b>	<b>\$55.00</b>

**2 Items in Cart**


- Impulse Duffel Qty: 1 \$74.00
- Fusion Backpack Qty: 1 \$59.00

**Ship To:**

Vishal Sevani  
26  
ahmedabad, Gujarat 345656  
India  
8787896655

**Check applied gift code and place order**

## → My Account



[What's New](#)
[Women](#)
[Men](#)
[Gear](#)
[Training](#)
[Sale](#)
[Gift Card](#)

[My Account](#)
[My Orders](#)
[My Downloadable Products](#)
[My Wish List](#)

[Address Book](#)
[Account Information](#)
[Stored Payment Methods](#)

[My Product Reviews](#)
[Newsletter Subscriptions](#)

[Compare Products](#)

You have no items to compare.

[Recently Ordered](#)

☐ Impulse Duffie
 ☐ Fusion Backpack

[Add to Cart](#)
[View All](#)

[My Wish List](#)

You have no items in your wish list.

### Order # 000000039

PENDING

August 16, 2021

[Reorder](#)
[Print Order](#)

#### Items Ordered

Product Name	SKU	Price	Qty	Subtotal
Impulse Duffie	24-UB02	\$74.00	Ordered: 1	\$74.00
Fusion Backpack	24-MB02	\$59.00	Ordered: 1	\$59.00

Subtotal

\$133.00

Shipping & Handling

\$10.00

GiftCard

\$88.00


Grand Total

\$55.00

#### Order Information

Shipping Address	Shipping Method	Billing Address	Payment Method
Vishal Sevani 26	Flat Rate - Fixed	Vishal Sevani 26	Check / Money order

## → Admin Order View



[#000000039](#)
[Back](#)
[Login as Customer](#)
[Cancel](#)
[Send Email](#)
[Hold](#)
[Invoice](#)
[Ship](#)
[Reorder](#)
[Edit](#)

[Dashboard](#)
[Gift Card](#)
[Sales](#)
[Catalog](#)
[Customers](#)
[Marketing](#)
[Content](#)
[Reports](#)
[Stores](#)
[System](#)
[Find Partners & Extensions](#)

### Items Ordered

Product	Item Status	Original Price	Price	Qty	Subtotal	Tax Amount	Tax Percent	Discount Amount	Row Total
Impulse Duffie SKU: 24-UB02	Ordered	\$74.00	\$74.00	Ordered 1	\$74.00	\$0.00	0%	\$0.00	\$74.00
Fusion Backpack SKU: 24-MB02	Ordered	\$59.00	\$59.00	Ordered 1	\$59.00	\$0.00	0%	\$0.00	\$59.00

#### Order Total

##### Notes for this Order


Status: Pending

Comment:

☐ Notify Customer by Email
 ☐ Visible on Storefront
 [Submit Comment](#)

##### Order Totals

Subtotal	\$133.00
Shipping & Handling	\$10.00
GiftCard	\$88.00
Grand Total	\$55.00
Total Paid	\$0.00
Total Refunded	\$0.00
Total Due	\$55.00



Copyright © 2021 Magento Commerce Inc. All rights reserved.

Magento ver. 2.4.2-p1  
[Privacy Policy](#) | [Report an Issue](#)



## **Thank you!**

if you have any questions or feature suggestions, please contact us at:  
<https://www.mageants.com/contact-us>

Your feedback is absolutely welcome!