



Export Order – Magento 2

USER MANUAL

Table Of Contents

Preface	3
Installation	4
Option 1: Magento 2 install extension using COMMAND LINE	4
Option 2: Magento 2 install extension manually	5
Backend Example	6
CSV File Export Example.....	7

Preface :

- Magento 2 by default does not allow you to export orders, for that our Mageants team worked on it and developed a module which allows admin to export single order or multiple orders which are only ordered for testing
- Our Mageants ExportOrder module works perfectly with this admin; can select orders from sales order grid and using mass-action Export order they export all selected orders into CSV file.

Installation:

There are two ways of installing extension in magento2.

- 1) Using COMMAND LINE.
- 2) Manually install extension.

Option 1: Magento 2 install extension using COMMAND LINE (Recommended). Follow below steps to install extension from the command line.

Step 1: Download the extension and unzip it.

Step 2: Upload it to code directory in your magento installation's app directory. If code directory does not exist then create.

Step 3: Disable the cache under System → Cache Management.

Step 4: Enter the following at the command line:

```
php bin/magento setup:upgrade  
php bin/magento setup:static-content:deploy
```

Option 2: Magento 2 install extension manually.

Step 1: Download the extension and unzip it.

Step 2: Upload it to code directory in your magento installation's app directory. If code directory does not exists then create.

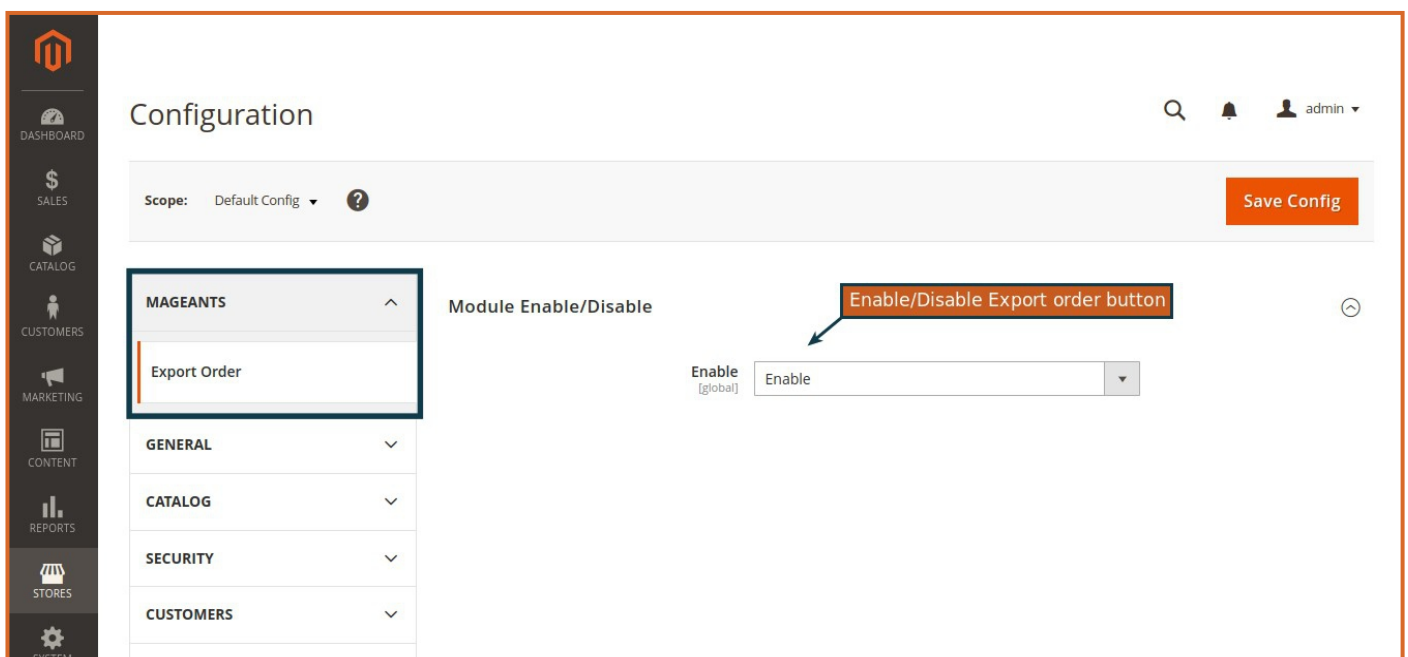
Step 3: Disable the cache under System → Cache Management Edit app/etc/config.php file and add one line
code: 'Mageants_exportorder' → 1

Step 4: Disable the cache under System → Cache Management

Backend example :

After Installation of Extension login to Magento admin panel to set configuration of the extension.

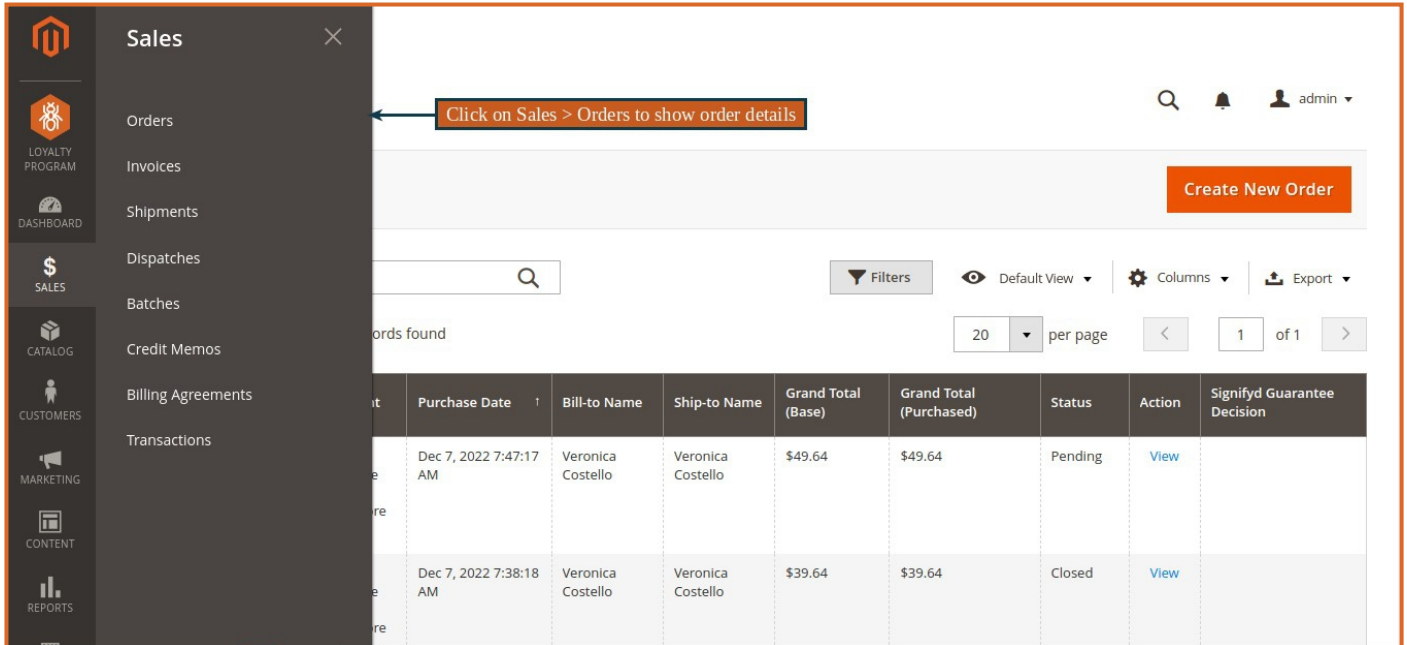
Export Order Configuration :



Login to Magento Admin → Store → Configuration → Mageants → ExportOrder → Enable → Choose Enable/Disable to Show or hide module.

Enable : Choose Enable will enable the Export order module.

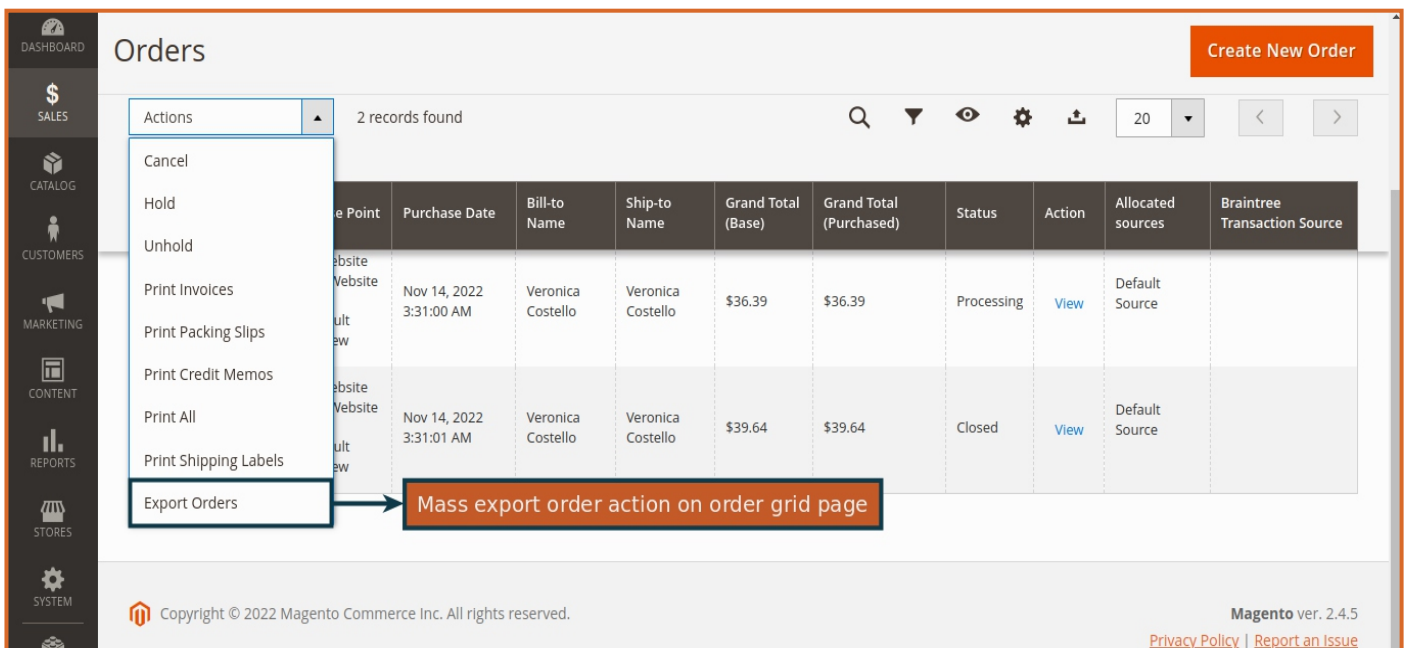
*** Click on Sales to Display Order Record.**



The screenshot shows the MageAnts dashboard with the 'Sales' menu open on the left. The 'Orders' option is highlighted. A callout box points to the 'Orders' link with the text: "Click on Sales > Orders to show order details". The main content area displays the 'Orders' grid with the following data:

Order ID	Purchase Date	Bill-to Name	Ship-to Name	Grand Total (Base)	Grand Total (Purchased)	Status	Action	Signifyd Guarantee Decision
1	Dec 7, 2022 7:47:17 AM	Veronica Costello	Veronica Costello	\$49.64	\$49.64	Pending	View	
2	Dec 7, 2022 7:38:18 AM	Veronica Costello	Veronica Costello	\$39.64	\$39.64	Closed	View	

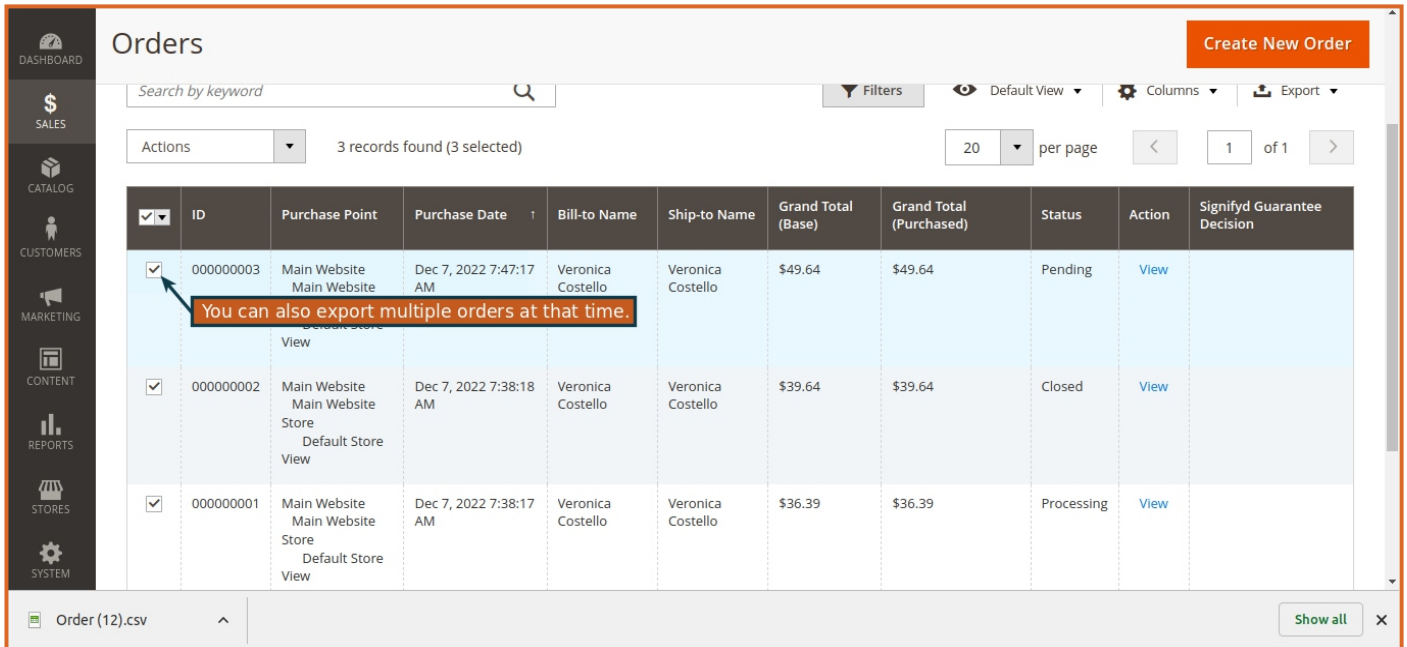
*** Click on Action button > Export Orders for export order.**



The screenshot shows the 'Orders' grid with the 'Actions' dropdown menu open. The 'Export Orders' option is selected. A callout box points to the 'Export Orders' option with the text: "Mass export order action on order grid page". The main content area displays the 'Orders' grid with the following data:

Order ID	Purchase Date	Bill-to Name	Ship-to Name	Grand Total (Base)	Grand Total (Purchased)	Status	Action	Allocated sources	Braintree Transaction Source
1	Nov 14, 2022 3:31:00 AM	Veronica Costello	Veronica Costello	\$36.39	\$36.39	Processing	View	Default Source	
2	Nov 14, 2022 3:31:01 AM	Veronica Costello	Veronica Costello	\$39.64	\$39.64	Closed	View	Default Source	

* Multiple export orders:



Orders

Search by keyword

Filters Default View Columns Export

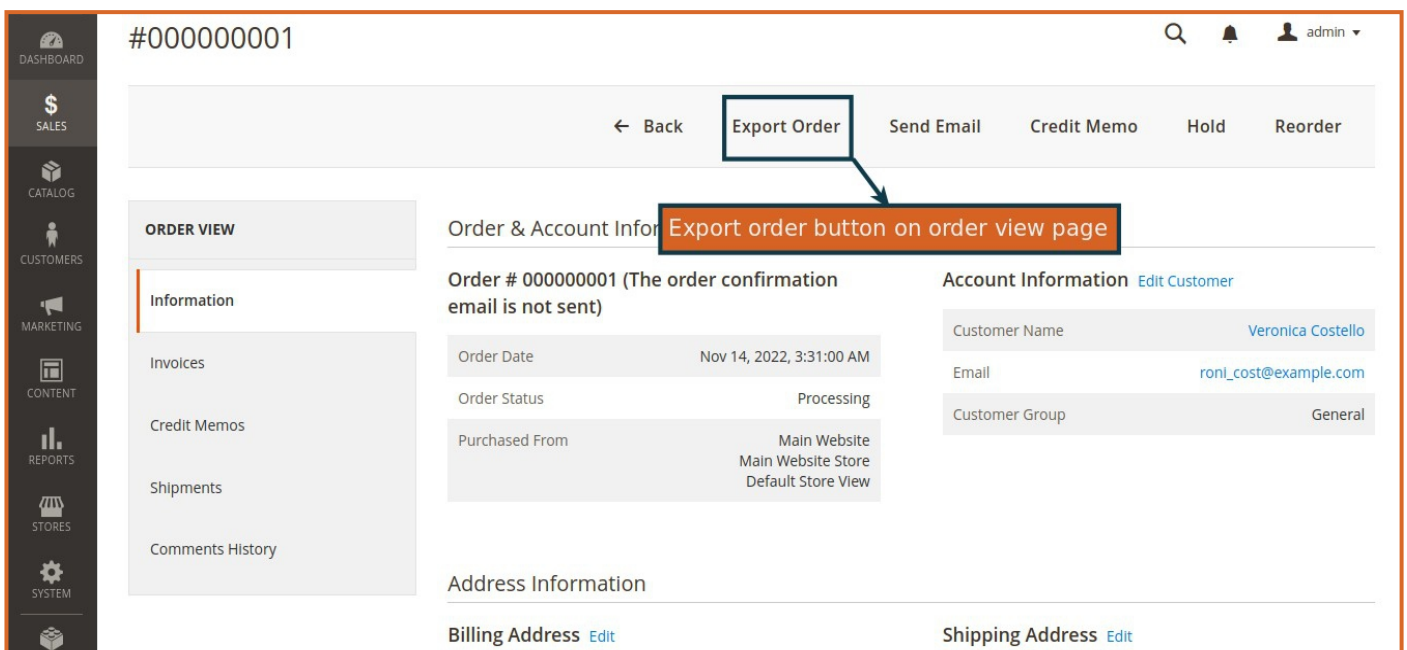
Actions 3 records found (3 selected) 20 per page 1 of 1

ID	Purchase Point	Purchase Date	Bill-to Name	Ship-to Name	Grand Total (Base)	Grand Total (Purchased)	Status	Action	Signifyd Guarantee Decision
000000003	Main Website Main Website View	Dec 7, 2022 7:47:17 AM	Veronica Costello	Veronica Costello	\$49.64	\$49.64	Pending	View	
000000002	Main Website Main Website Store Default Store View	Dec 7, 2022 7:38:18 AM	Veronica Costello	Veronica Costello	\$39.64	\$39.64	Closed	View	
000000001	Main Website Main Website Store Default Store View	Dec 7, 2022 7:38:17 AM	Veronica Costello	Veronica Costello	\$36.39	\$36.39	Processing	View	

Order (12).csv Show all

* Click on View button on order grid for following interface.

* Click on Export order button to export particular order.



#000000001

Back Export Order Send Email Credit Memo Hold Reorder

ORDER VIEW

Information

Invoices

Credit Memos

Shipments

Comments History

Order & Account Information

Order # 000000001 (The order confirmation email is not sent)

Order Date: Nov 14, 2022, 3:31:00 AM

Order Status: Processing

Purchased From: Main Website
Main Website Store
Default Store View

Account Information [Edit Customer](#)

Customer Name: Veronica Costello

Email: ronl_cost@example.com

Customer Group: General

Address Information

Billing Address [Edit](#)

Shipping Address [Edit](#)

CSV File Export Example

File Edit View Insert Format Styles Sheet Data Tools Window Help											
Liberation S 10 a a a a % 0.0											
A1 entity_id											
1	entity_id	state	status	coupon_code	protect_code	shipping_description	is_virtual	store_id	customer_id	base_discount_amount	base_discount_canceled
2	10	canceled	canceled		df3d5d5ad524bacb57dbd7d67a3de7bd	Click and Collect - Picking Shipping Method	0	1	1	0	0
3	11	canceled	canceled		482162565af5de6a1f1eacc0bab3893f	Flat Rate - Fixed	0	1	1	0	0
4	12	canceled	canceled		847ad90190ad5565141c7a13799a491a	Click and Collect - Picking Shipping Method	0	1	1	0	0
5	13	new	pending		455f2bf6468820ffa660ee06a70fb50	Best Way - Table Rate	0	1	1	0	0
6	14	new	pending		98a1e4bf521b8359427a5bb39b1a1e94	Flat Rate - Fixed	0	1	1	0	0
7	15	new	pending		e93cc980f65a7a8e5fbb4ca43ffb941	Click and Collect - Picking Shipping Method	0	1	1	0	0
8											

Your order details are exported into CSV files, like Order Status, Shipping description, purchase date, Order amount, tax amount, discount amount, store details, Shipping Method, customer details, product name, etc. and also export all data from the sales_order database.

Thank you!

you have any questions or feature suggestions, please contact us at:

<https://www.mageants.com/contact-us.html>

Your feedback is absolutely welcome!