

# CHECKOUT SUCCESS PAGE

## FOR MAGENTO 2

### THANK YOU

Your order no is:0007

**ship to**

**ship method**

**Billing address**

**Payment method**

**USER**

**FACEBOOK**

**TWITTER**

**30% OFF**

Product Name	Price	Qty	Subtotal
 Joust Duffle Bag SKU 24-MB01	\$34.00	1.0000	\$34.00
<b>Subtotal</b>			\$34.00
<b>Shipping &amp; Handling</b>			\$5.00
<b>Grand Total</b>			\$41.81

**SUPPORTED VERSION 2.0,2.1,2.2,2.3**

[Checkout success page – Magento 2](#)

[USER MANUAL](#)

Supported Version: 2.0, 2.1, 2.2, 2.3



Performant Magento Extensions

## Table Of Contents

<b>Preface .....</b>	<b>3</b>
<b>Installation.....</b>	<b>4</b>
Option 1: Magento 2 install extension using COMMAND LINE .....	4
Option 2: Magento 2 install extension manually .....	5
<b>Backend Example .....</b>	<b>6</b>
<b>Extension configuration.....</b>	<b>6</b>
<b>Frontend Example.....</b>	<b>9</b>

## Preface

- Checkout Success Page is a perfect extension for the every customer who wants to show Order success page more attractive and customize, this extension provide that functionality to show success page is more attractive.
- This extension is allow non-registered customer to register him in your site simply type add password and confirm password, no need to move customer registration page and also customer can subscribe newsletter when create account.
- Its also show Suggest Product on Success page. Its show a discount block.
- In this show discount message and coupon code.
- This extension allow to add static block on Success page. User Friendly and flexible configuration.

## Installation:

There are two ways of installing extension in magento2.

- 1) Using COMMAND LINE.
- 2) Manually install extension.

**Option 1:** Magento 2 install extension using COMMAND LINE (Recommended).

Follow below steps to install extension from the command line.

**Step 1:** Download the extension and unzip it.

**Step 2:** Upload it to code directory in your magento installation's app directory.  
If code directory does not exists then create.

**Step 3:** Disable the cache under System → Cache Management.

**Step 4:** Enter the following at the command line:  
php bin/magento setup:upgrade  
php bin/magento setup:static-content:deploy

**Step 5:** Once you complete above steps log out and log in back to the admin panel and switch to Stores → Configuration → Mageants → Checkout success page. The module will be displayed in the admin panel.

**Option 2:** Magento 2 install extension manually.

**Step 1:** Download the extension and unzip it.

**Step 2:** Upload it to code directory in your magento installation's app directory. If code directory does not exist then create.

**Step 3:** Disable the cache under System → Cache Management Edit app/etc/config.php file and add one line code: 'Mageants\_Checkout success page' → 1

**Step 4:** Disable the cache under System → Cache Management

**Step 5:** Once you complete above steps log out and log in back to the admin panel and switch to Stores → Configuration → Mageants → Checkout success page, the module will be displayed in the admin panel.

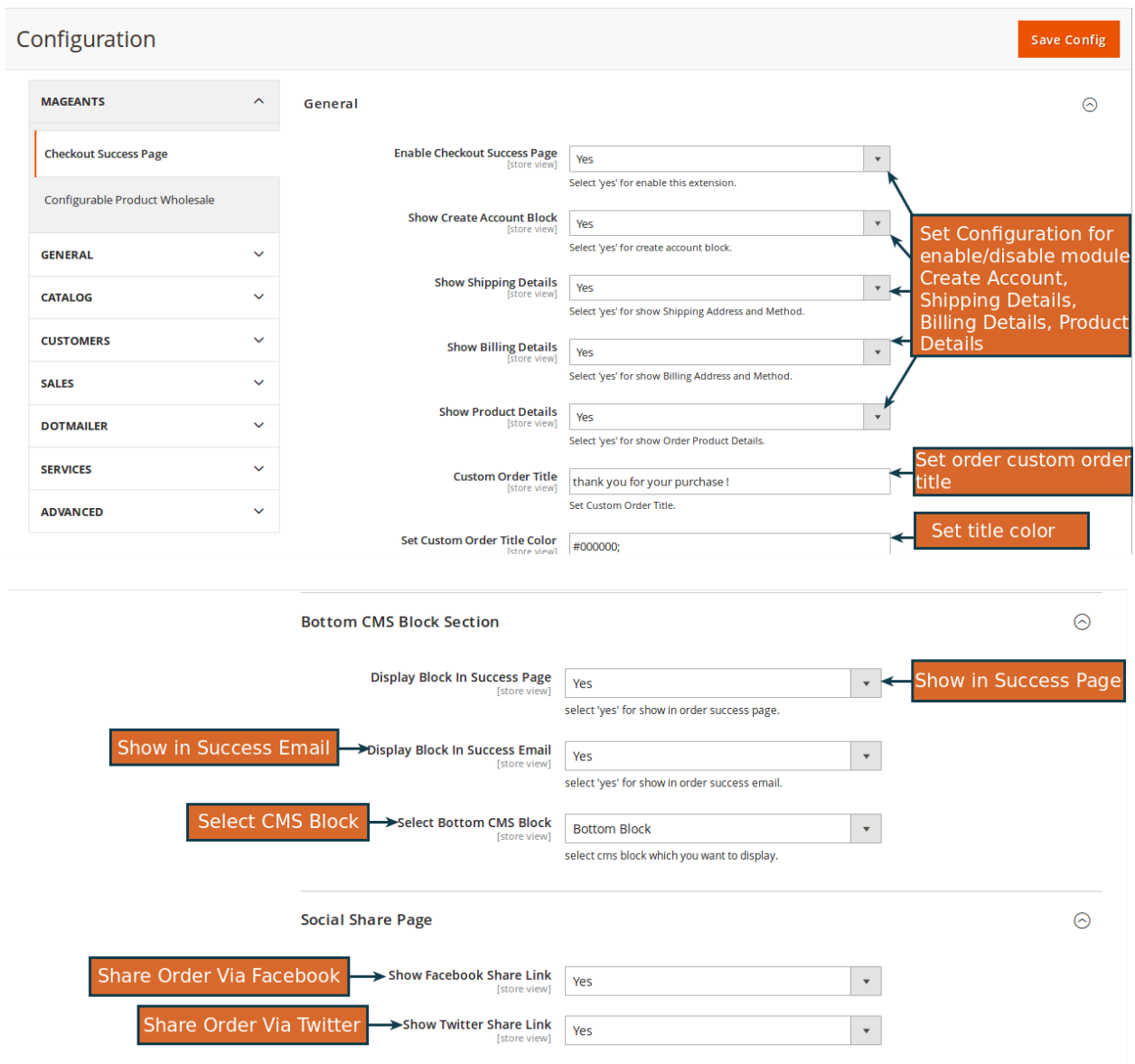
## Backend example

After Installation of Extension login to magento admin panel for set configuration of the extension.

You can find configuration at Stores → Configuration → Mageants → Checkout Success Page

## Extension Configuration

as per below screen shot you can set all the checkout success page settings here.



**Configuration** Save Config

**MAGEANTS** **General**

**Checkout Success Page**

**Configurable Product Wholesale**

**GENERAL**

**CATALOG**

**CUSTOMERS**

**SALES**

**DOTMAILER**

**SERVICES**

**ADVANCED**

**Enable Checkout Success Page** [store view] Yes  
Select 'yes' for enable this extension.

**Show Create Account Block** [store view] Yes  
Select 'yes' for create account block.

**Show Shipping Details** [store view] Yes  
Select 'yes' for show Shipping Address and Method.

**Show Billing Details** [store view] Yes  
Select 'yes' for show Billing Address and Method.

**Show Product Details** [store view] Yes  
Select 'yes' for show Order Product Details.

**Custom Order Title** [store view] thank you for your purchase!  
Set Custom Order Title.

**Set Custom Order Title Color** [store view] #000000;

**Bottom CMS Block Section**

**Display Block In Success Page** [store view] Yes  
select 'yes' for show in order success page.

**Display Block In Success Email** [store view] Yes  
select 'yes' for show in order success email.

**Select Bottom CMS Block** [store view] Bottom Block  
select cms block which you want to display.

**Social Share Page**

**Show Facebook Share Link** [store view] Yes

**Show Twitter Share Link** [store view] Yes

## Discount Coupon Section

**Show Discount Block**→ **Enable**  
[store view]

Yes

Select Yes for Show Discount Block.

**Select Customer Group**→ **Customer Groups**  
[store view]

NOT LOGGED IN

General

Wholesale

Retailer

**Add Coupon Code**→ **Coupon Code**  
[store view]

RQHND\_1847

**Set Coupon Code Color**→ **Set Coupon Code Color**  
[store view]

#008080;

ex. #000000;

**Set Discount Message**→ **Discount Coupon Message**  
[store view]

Use this code and save 10% in your next Order

Set Discount Message.

**Set Discount Message Color**→ **Set Coupon Message Color**  
[store view]

#800000;

ex. #000000;

**Set Background Image**→ **Upload Background Image**  
[website]

Browse...

No file selected.

default/discount.jpg  Delete File

## Get Confirmation In Success Email

**Enable**  
[store view]

Yes

Select Yes for Add CMS blocks and suggest product in email.

**Show in order success email****Set order success email Template**→ **Success Email Template**  
[store view]

New Order (Default)

## Subscription ⌵

Enable Newsletter Subscription [store view]

Yes

Allow Newsletter Subscription

Select 'yes' for allow Newsletter Subscription.

Configuration
Save Config

---

Checkout Success Page
Subscription ⌵

---

Product Suggestion Section ⌵

**Show Suggest Product** → Display Section [store view]

**Set Suggest product Title** → Title [store view]

**Set Total Suggest Product** → Number Of product Show [store view]

**Set Suggest Product type** → Suggestion Product Type [store view]

**Set Title Color** → Set Title Color [store view]

Yes

Select 'yes' for Show Suggest Product.

Product suggestion section

Set Title.

5

Set How many Suggest Product you want to show.

Related Products

#FF5733

ex. #000000;

Configuration
Save Config

---

Discount Coupon Section
⌵

---

Right CMS Block Section
⌵

**Show in Success page** → Display Block In Success Page [store view]

**Show in Success Email** → Display Block In Success Email [store view]

**Select CMS Block** → Select Right CMS Block [store view]

Yes

select 'yes' for show in order success page.

No

select 'yes' for show in order success email.

Footer Links Block

select cms block which you want to display.

---

Bottom CMS Block Section
⌵

---

Social Share Page
⌵



## Frontend example

THANK YOU FOR YOUR PURCHASE!

Your order number is: 000000119. **Here You show custom order Title**

We'll email you an order confirmation with details and tracking info.

**Share Order on facebook and twitter**

[Share](#) [Tweet](#) [Print receipt](#) **Print Order Receipt**

**Ship To**  
Veronica Costello  
6146 Honey Bluff Parkway  
Calder, Michigan, 49628-7978  
United States  
T: (555) 229-3326

**Shipping Method**  
Flat Rate - Fixed


**Your discount offer block**

**USE THIS CODE AND SAVE 10% IN YOUR NEXT ORDER**  
RQHND\_1847

We offer up to 95% discounts on 'Big Bang' Sale .

**Billing Address**  
Veronica Costello  
6146 Honey Bluff Parkway  
Calder, Michigan, 49628-7978  
United States  
T: (555) 229-3326

**Payment Method**  
Check / Money order

Product Name	Price	Qty	Subtotal
 Joust Duffle Bag SKU 24-MB01	\$34.00	1.0000	\$34.00
<b>Subtotal</b>			\$34.00
<b>Shipping &amp; Handling</b>			\$5.00
<b>Grand Total</b>			\$41.81

**SUMMER STYLE GUIDE**

**UPTO 95% OFF ON FASHION & LIFESTYLE**

The coupon code: **BEATHEAT20**

RAYMOND SPACES WILDCRAFT  
FUSION BERTS oriflame

[Continue Shopping](#) **This section is show your static block**

**This section is show order detail**

JEWELLERY THAT BRIGHTENS UP THE MOMENT

# Diwali


With CaratLane

#MyBeautifulDiwali


[GET FESTIVE READY ▶](#)

Based on your Order , you may be like following :


**This section is show your bottom block**




Compete Track Tote  
As low as \$32.00  
[Add to Cart](#)  
[Add to Wish List](#)




Savvy Shoulder Tote  
As low as \$32.00  
[Add to Cart](#)  
[Add to Wish List](#)



Driven Backpack  
As low as \$36.00  
[Add to Cart](#)  
[Add to Wish List](#)



Zing Jump Rope  
As low as \$12.00  
[Add to Cart](#)  
[Add to Wish List](#)



Sprite Stasis Ball 55 cm  
As low as \$23.00  
[Add to Cart](#)  
[Add to Wish List](#)

**This section is show suggest product block**

YOU CAN TRACK YOUR ORDER STATUS BY CREATING AN ACCOUNT.

EMAIL ADDRESS: "TEST@GMAIL.COM"

**Create Account Block** Sign Up for Newsletter

Password

●●●●●●●●

Password Strength: Strong

Confirm Password

●●●●●●●●

**Create an Account****Here, Customer create his account**

Main Website Store

dhruvil panchal,

Thank you for your order from Main Website Store. Once your package ships we will send you a tracking number. You can check the status of your order by [logging into your account](#).If you have questions about your order, you can email us at [support@example.com](mailto:support@example.com).**Your Order #000000035**

Placed on July 22, 2020 at 10:25:59 AM UTC

\*\*\*

PRODUCT SUGGESTION SECTION

**Joust Duffle Bag**  
\$34.00**Strive Shoulder Pack**  
\$32.00**Crown Summit Backpack**  
\$38.00**Product Suggestion Section**

WE LOVE HEARING FROM YOU, OUR LUMA CUSTOMERS. PLEASE CONTACT US ABOUT ANYTHING AT ALL. YOUR LATEST PASSION, UNIQUE HEALTH EXPERIENCE OR REQUEST FOR A SPECIFIC PRODUCT. WE'LL DO EVERYTHING WE CAN TO MAKE YOUR LUMA EXPERIENCE UNFORGETTABLE EVERY TIME. REACH US HOWEVER YOU LIKE

**CONTACT US INFO****PHONE**

1-800-403-8838

CALL THE LUMA HELPLINE FOR CONCERNS, PRODUCT QUESTIONS, OR ANYTHING ELSE. WE'RE HERE FOR YOU 24 HOURS A DAY - 365 DAYS A YEAR.

**APPAREL DESIGN INQUIRIES**ARE YOU AN INDEPENDENT CLOTHING DESIGNER? FEATURE YOUR PRODUCTS ON THE LUMA WEBSITE! PLEASE DIRECT ALL INQUIRIES VIA EMAIL TO: [CS@LUMA.COM](mailto:CS@LUMA.COM)**PRESS INQUIRIES**PLEASE DIRECT ALL MEDIA INQUIRIES VIA EMAIL TO: [PR@LUMA.COM](mailto:PR@LUMA.COM)**Right CMS BBlock Section**

Main Website Store

dhruvil.pandhal,

Thank you for your order from Main Website Store. Once your package ships we will send you a tracking number. You can check the status of your order by [logging into your account](#).

If you have questions about your order, you can email us at [support@example.com](mailto:support@example.com).

**Your Order #000000035**

Placed on July 22, 2020 at 10:25:59 AM UTC

...

PRODUCT SUGGESTION SECTION



**Joust Duffle Bag**  
\$34.00



**Strive Shoulder Pack**  
\$32.00



**Crown Summit Backpack**  
\$38.00

Product Suggestion Section

WE LOVE HEARING FROM YOU, OUR LUMA CUSTOMERS. PLEASE CONTACT US ABOUT ANYTHING AT ALL. YOUR LATEST PASSION, UNIQUE HEALTH EXPERIENCE OR REQUEST FOR A SPECIFIC PRODUCT. WE'LL DO EVERYTHING WE CAN TO MAKE YOUR LUMA EXPERIENCE UNFORGETTABLE EVERY TIME. REACH US HOWEVER YOU LIKE

CONTACT US INFO  
PHONE

1-800-403-8838

CALL THE LUMA HELPLINE FOR CONCERNS, PRODUCT QUESTIONS, OR ANYTHING ELSE. WE'RE HERE FOR YOU 24 HOURS A DAY - 365 DAYS A YEAR.

APPAREL DESIGN INQUIRIES

ARE YOU AN INDEPENDENT CLOTHING DESIGNER? FEATURE YOUR PRODUCTS ON THE LUMA WEBSITE! PLEASE DIRECT ALL INQUIRIES VIA EMAIL TO: [CS@LUMA.COM](mailto:CS@LUMA.COM)

PRESS INQUIRIES

PLEASE DIRECT ALL MEDIA INQUIRIES VIA EMAIL TO: [PR@LUMA.COM](mailto:PR@LUMA.COM)

- [About us](#)
- [Customer Service](#)

Bottom CMS Block Section



## **Thank you!**

if you have any questions or feature suggestions, please contact us at:  
<https://www.mageants.com/contact-us>

Your feedback is absolutely welcome!