



Blog – Magento 2

USER MANUAL

Table Of Contents

Preface	3
Installation	4
Option 1: Magento 2 install extension using COMMAND LINE	4
Option 2: Magento 2 install extension manually	5
Backend Example	6
Extension configuration.....	6
Frontend Example.....	14

Preface :

Blog is a fully featured blogging suite. It's a perfect way to provide your Customers with valuable content. By Adding Blog to your Store you can write Blog Articles.

This extension is providing below functionalities.

- Add Related Products
- Display Recent Posts
- Display Featured Posts
- Pin Post at The Top
- Preview Posts
- Social Sharing Buttons
- Add Comments in Posts
- Add Related Post Through Tag

Installation:

There are two ways of installing extension in magento2.

- 1) Using COMMAND LINE.
- 2) Manually install extension.

Option 1: Magento 2 install extension using COMMAND LINE (Recommended). Follow below steps to install extension from the command line.

Step 1: Download the extension and unzip it.

Step 2: Upload it to code directory in your magento installation's app directory. If code directory does not exists then create.

Step 3: Disable the cache under System → Cache Management.

Step 4: Enter the following at the command line:

```
php bin/magento setup:upgrade  
php bin/magento setup:static-content:deploy
```

Step 5: Once you complete above steps log out and log in back to the admin panel and switch to Stores → Configuration → Mageants → Blog.

The module will be displayed in the admin panel.

Option 2: Magento 2 install extension manually.

Step 1: Download the extension and unzip it.

Step 2: Upload it to code directory in your magento installation's app directory. If code directory does not exists then create.

Step 3: Disable the cache under System → Cache Management Edit app/etc/config.php file and add one line code: 'Mageants_Blog' → 1

Step 4: Disable the cache under System → Cache Management

Step 5: Once you complete above steps log out and log in back to the admin panel and switch to Stores → Configuration → Mageants → Mageants_Blog, the module will be displayed in the admin panel.

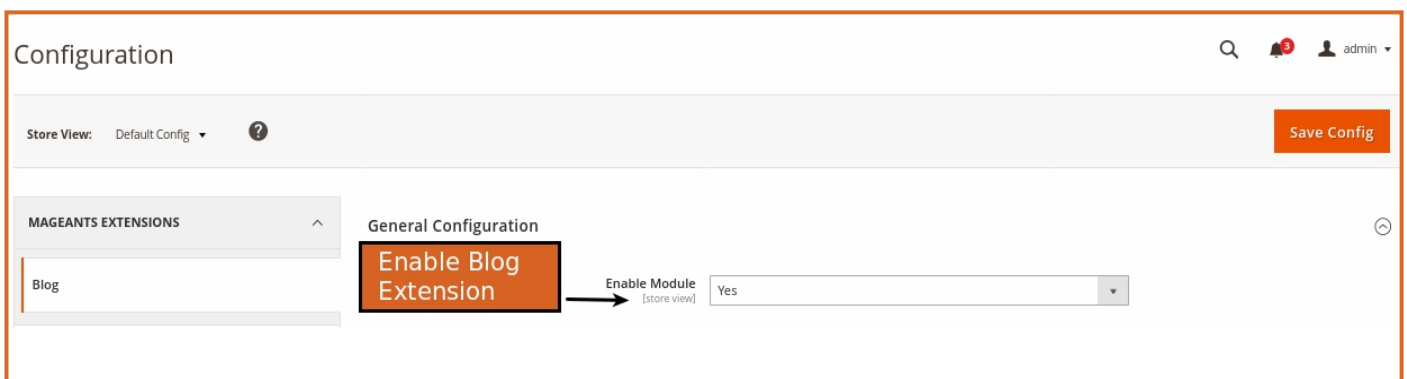
Backend example :

Admin can set configuration as per below screenshot.

Extension Configuration :


You can set Blog Details & enable/disable

Please go to **Stores ⇒ Configuration ⇒ Mageants ⇒ Blog.**

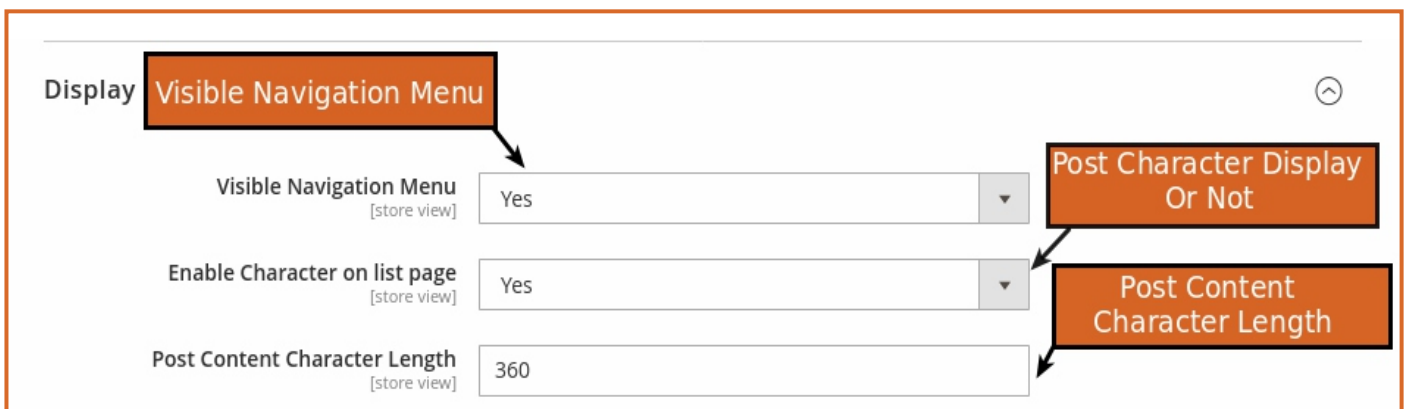


The screenshot shows the 'Configuration' page in the Magento Admin. The 'Store View' is set to 'Default Config'. A 'Save Config' button is in the top right. On the left, under 'MAGEANTS EXTENSIONS', the 'Blog' extension is selected. In the 'General Configuration' section, the 'Enable Blog Extension' is highlighted with an orange box. An arrow points from this box to the 'Enable Module' dropdown, which is currently set to 'Yes'.

In Enable, choose Yes to enable the extension, or No to disable it.



The screenshot shows the 'Appearance' configuration section. The 'Menu Title' is highlighted with an orange box, with an arrow pointing to the 'Top Menu Title' input field, which contains the text 'Blog'. The 'Post Date Formate' is highlighted with an orange box, with an arrow pointing to the 'Date Format' input field, which contains 'd-m-y'. The 'Blog Name' input field contains 'Blog'. A separate orange box labeled 'Main Header For Blog Main Page' has an arrow pointing to the 'Blog Name' field.



The screenshot shows the 'Display' configuration section. The 'Visible Navigation Menu' is highlighted with an orange box, with an arrow pointing to the 'Visible Navigation Menu' dropdown, which is set to 'Yes'. The 'Enable Character on list page' dropdown is also set to 'Yes'. The 'Post Content Character Length' input field contains '360'. An orange box labeled 'Post Character Display Or Not' has an arrow pointing to the 'Enable Character on list page' dropdown. Another orange box labeled 'Post Content Character Length' has an arrow pointing to the 'Post Content Character Length' input field.



Search Engine Optimization

Meta Title For
Blog Main Page

Base Meta Title
[store view]

Blog

☐ Use Website

Base Meta Description
[store view]

Blog

☐ Use Website

Meta Description
For Blog Main Page

Generated Posts
Pages Suffix

Base Meta Keywords
[store view]

Blog

☐ Use Website

Keywords For
Blog Main Page

Generated
Categories Pages
Suffix

URL Suffix for Posts
[store view]

.html

☐ Use Website

URL Suffix for Categories
[store view]

.html

☐ Use Website

Comments

Enable Post
Comments

Comments Enable
[global]

Yes

Number Of Show
Comment Replies

Number of Comments
[store view]

5

Number Of Show
Comments

Number of Replies
[store view]

5

New Comment
Status

Allow Guest Comments
[store view]

Yes

Allow Guest
Comments

New Comment Status
[store view]

Approved

Display Privacy Policy Agreement
[store view]

Yes

Display Privacy
Policy Agreement in
Comments

Sharing

Enable AddThis Sharing Buttons
[store view]

Yes

Enable AddThis
Sharing Buttons

Add AddThis Id

AddThis ID
[store view]

ra-6243de1ab8d350d5

[How do I get a AddThis ID?](#)

Create Author

Please go to **Contents ⇒ Authors ⇒ Add New**

- When Create Post that time must be require Author because your post is which author to assign so you need to Create Author.

Create Categories

Please go to **Contents ⇒ Categories ⇒ Add New**

- When Create Post that time must be require category because your Post is which category to assign so you need to create category.





Please go to **Contents ⇒ Posts ⇒ Add New Post**
- Create New Blog Posts with Image, Categories, Tags, Author.

www.mageants.com support@mageants.com

Related Products

Related products are shown to customers in addition to the blog post the customer is looking at.

Add Related Products

ID	Thumbnail	Name	Status	Actions
1		Joust Duffle Bag	Enabled	Remove
2		Strive Shoulder Pack	Enabled	Remove
3		Crown Summit Backpack	Enabled	Remove
4		Wayfarer Messenger Bag	Enabled	Remove

➤ How to Manage Comments for Blog ?

Please go to **Contents ⇒ Comments**









Mageants Comments

Search   admin

Search [Reset Filter](#)

Actions  5 records found

20  per page  1 of 1 


	Nickname	Comment	Post	Author Type	Published	Modified	Status
Any 	<input type="text"/>	<input type="text"/>	<input type="text"/>		From  To 	From  To 	
<input type="checkbox"/>	Elsa	I would really like to visit there By the way I just discovered your blog, I love it already	Beautiful Destinations in Italy	Guest	Apr 22, 2022, 12:47:55 PM	Apr 22, 2022, 12:47:55 PM	APPROVED
<input type="checkbox"/>	Admin	t's so incredibly beautiful	Beautiful Destinations in Italy	Guest	Apr 22, 2022, 12:47:01 PM	Apr 22, 2022, 12:47:01 PM	APPROVED
<input type="checkbox"/>	Michael	Great post!	Beautiful Destinations in Italy	Guest	Apr 22, 2022, 12:46:37 PM	Apr 22, 2022, 12:46:37 PM	APPROVED
<input type="checkbox"/>	Hannover	Cool post! Great information!	Beautiful Destinations in Italy	Guest	Apr 22, 2022, 12:45:41 PM	Apr 22, 2022, 12:45:41 PM	APPROVED
<input type="checkbox"/>	Admin	I'd love to go there, seems perfect for a trip !	Beautiful Destinations in Italy	Guest	Apr 22, 2022, 12:44:59 PM	Apr 22, 2022, 12:44:59 PM	APPROVED

[← Back](#) [Delete](#) [Save and Continue Edit](#) [Save](#)

Status

Approved ▼

Publish Date

04/22/2022 12:4 

Text *




I would really like to visit there
By the way I just discovered your blog, I love it already

➤ How to Create Widget for Blog ?

Go to **Content** ⇒ **Elements** ⇒ **Widgets**

Click **Add Widget** button to create a new widget.

Widgets

   admin ▼

[← Back](#) [Reset](#)

WIDGET

Settings

Settings

Settings

Type *

-- Please Select -- ▲

Design Theme *

-- Please Select -- ▼

Continue

-- Please Select --

Blog: Recent Posts

Blog: Recent Posts Large

CMS Page Link

CMS Static Block

Catalog Category Link

Catalog New Products List

Catalog Product Link

Catalog Products List

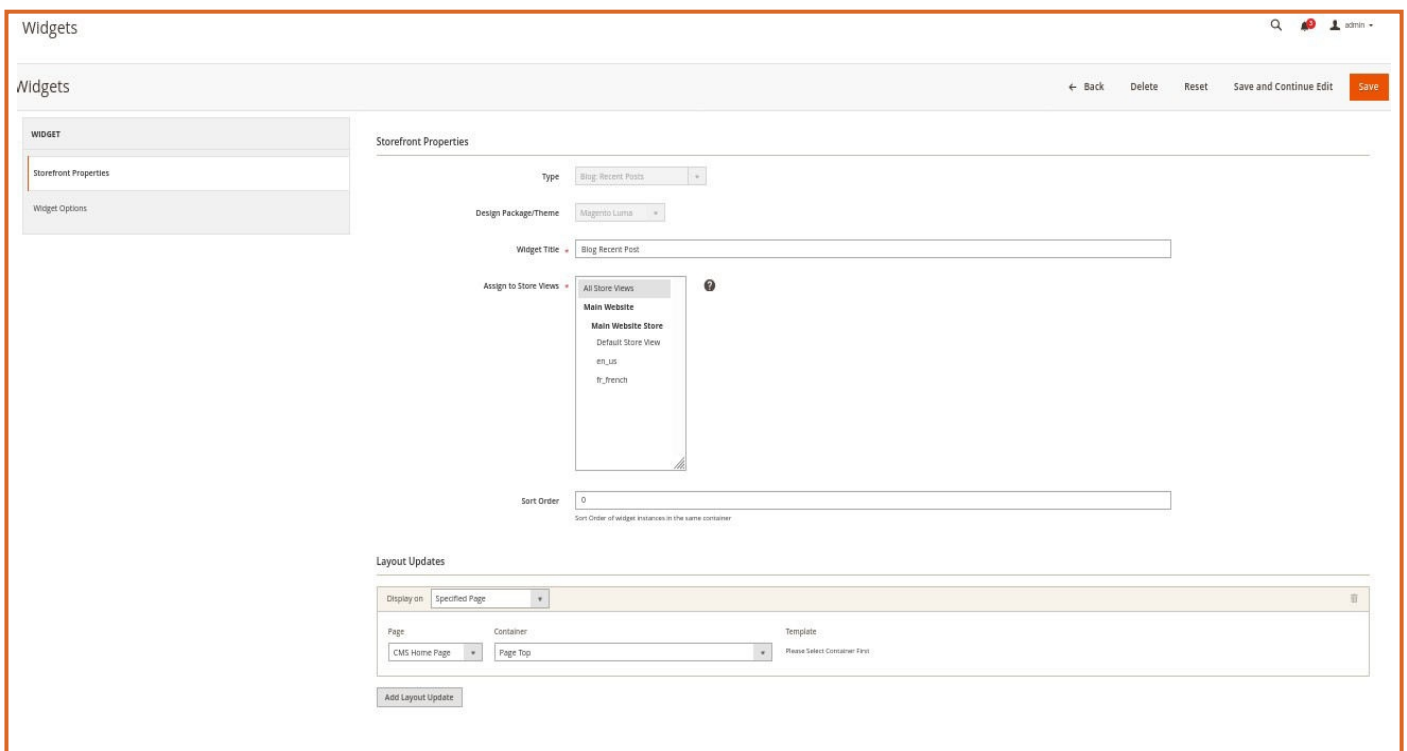
Orders and Returns

Recently Compared Products

Recently Viewed Products

Blog: Recent Posts

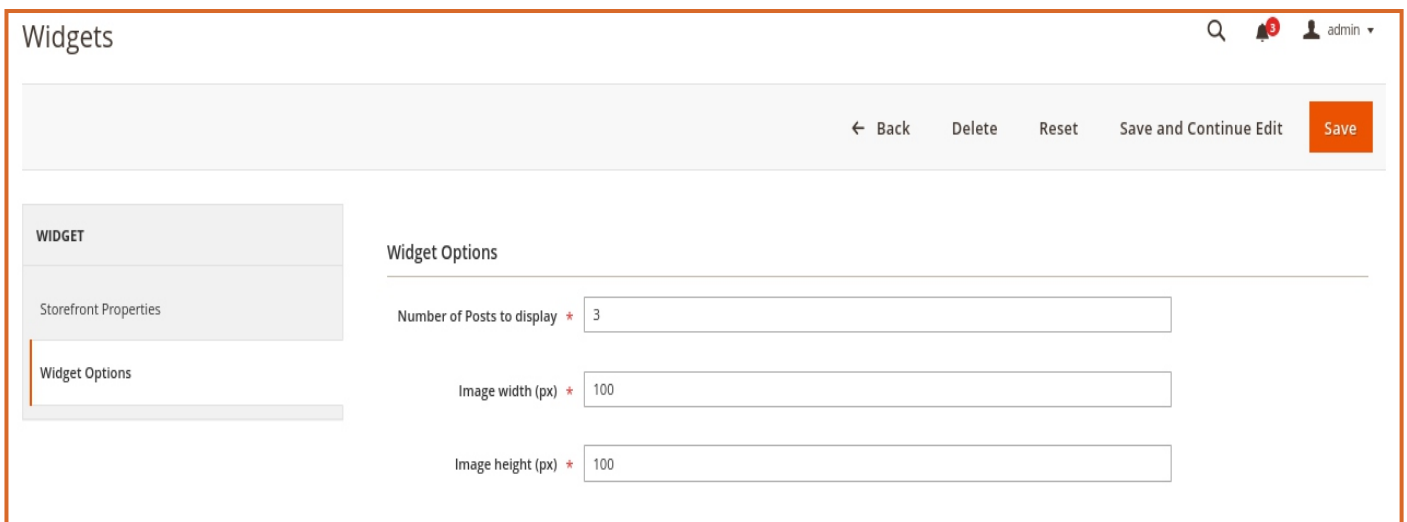
To create the **Recent Posts Widget**, choose **Blog:Recent Posts** in **Type**.



The screenshot shows the 'Widgets' configuration page in Magento 2. On the left, a sidebar lists 'WIDGET' options: 'Storefront Properties' and 'Widget Options'. The main area is titled 'Storefront Properties' and contains the following fields:

- Type:** A dropdown menu set to 'Blog: Recent Posts'.
- Design Package/Theme:** A dropdown menu set to 'Magento Luma'.
- Widget Title:** A text input field containing 'Blog Recent Post'.
- Assign to Store Views:** A section with a '+' icon and a list of store views: 'All Store Views', 'Main Website', 'Main Website Store', 'Default Store View', 'en_US', and 'fr_french'.
- Sort Order:** A text input field set to '0'.

Below these fields is the 'Layout Updates' section, which includes a 'Display on' dropdown set to 'Specified Page'. Under this, there are three dropdowns: 'Page' (set to 'CMS Home Page'), 'Container' (set to 'Page Top'), and 'Template' (with a placeholder text 'Please Select Container First'). An 'Add Layout Update' button is located at the bottom of this section.

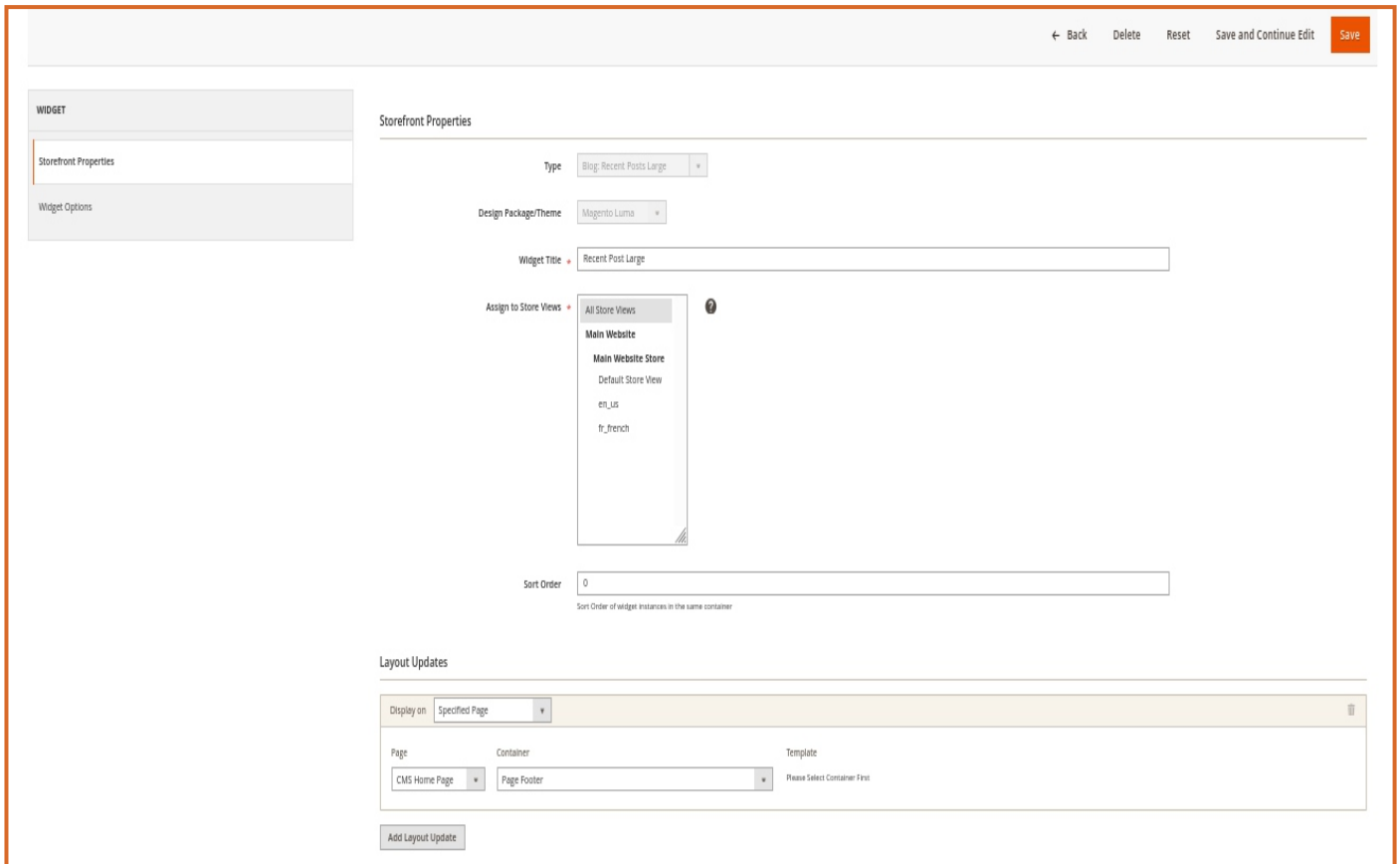


The screenshot shows the 'Widgets' configuration page in Magento 2, specifically the 'Widget Options' tab. The sidebar on the left now highlights 'Widget Options'. The main area is titled 'Widget Options' and contains the following fields:

- Number of Posts to display ***: A text input field set to '3'.
- Image width (px) ***: A text input field set to '100'.
- Image height (px) ***: A text input field set to '100'.

Blog: Recent Posts Large

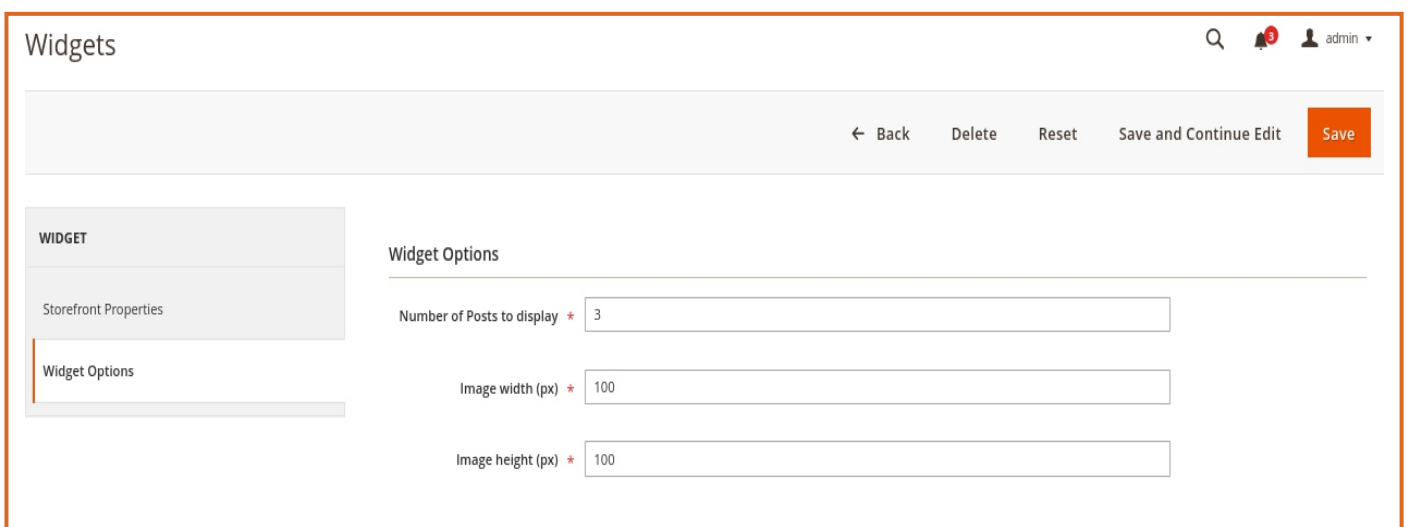
To create the **Recent Posts Large Widget**, choose **Blog:Recent Posts Large** in Type.



The screenshot shows the 'Storefront Properties' configuration page for the 'Recent Posts Large' widget. The left sidebar contains a 'WIDGET' menu with 'Storefront Properties' and 'Widget Options'. The main content area is titled 'Storefront Properties' and includes the following fields:

- Type:** A dropdown menu set to 'Blog:Recent Posts Large'.
- Design Package/Theme:** A dropdown menu set to 'Magento Lumina'.
- Widget Title:** A text input field containing 'Recent Post Large'.
- Assign to Store Views:** A dropdown menu set to 'All Store Views'. A list of store views is visible: 'Main Website', 'Main Website Store', 'Default Store View', 'en_us', and 'fr_french'.
- Sort Order:** A text input field containing '0'. Below it, a small note reads 'Sort Order of widget instances in the same container'.

Below the 'Storefront Properties' section is the 'Layout Updates' section, which includes a 'Display on' dropdown set to 'Specified Page'. Below this is a table with columns for 'Page', 'Container', and 'Template'. The 'Page' column has a dropdown set to 'CMS Home Page'. The 'Container' column has a dropdown set to 'Page Footer'. The 'Template' column has a placeholder text 'Please Select Container First'. An 'Add Layout Update' button is located at the bottom of this section.



The screenshot shows the 'Widget Options' configuration page for the 'Recent Posts Large' widget. The left sidebar contains a 'WIDGET' menu with 'Storefront Properties' and 'Widget Options'. The main content area is titled 'Widget Options' and includes the following fields:

- Number of Posts to display ***: A text input field containing '3'.
- Image width (px) ***: A text input field containing '100'.
- Image height (px) ***: A text input field containing '100'.

Front end Example

Blog Page :

[What's New](#)
[Women](#)
[Men](#)
[Gear](#)
[Training](#)
[Sale](#)
[Blog](#)

[Home](#) > [Blog](#)

Blog

[Travel](#)
[Magento](#)
[Extensions](#)
[Fashion](#)


Recent Posts



Top 5 eCommerce tips for Magento store to prepare for peak sales



Evaluate the financial efficiency of your SEO efforts



Beautiful Destinations in Italy



10 Most Life-Changing Beauty Hacks Ever



How to build great customer service in Magento store

Tags

[Travel](#)
[Hotels](#)
[Mageants](#)


Featured Posts



Beautiful Destinations in Italy




How to build great customer service in Magento store



Evaluate the financial efficiency of your SEO efforts

Top 5 eCommerce tips for Magento store to prepare for peak sales


[Wendy Heard](#)




Being able to work with Viktor & Rolf is also such an exciting endeavor. I've had the pleasure to attend their haute couture shows for two seasons now in Paris and am always just as impressed with their innovative, conceptual creativity. There's so much artistry in their craft and I have so...

[Read more...](#)

[Tags: Hotels](#)
[Category: Fashion](#)

Evaluate the financial efficiency of your SEO efforts


[Aiden Thomas](#)





There are plenty of bustling neighbourhood hangouts too, which goes to show there is more to Venice than peerless artistic riches from centuries past: it's also a hive of contemporary activity. Beyond the alternating Art and Architecture Biennale shows which showcase all that's cutting ed...

[Read more...](#)

[Tags: Mageants](#)
[Category: Fashion](#)

Beautiful Destinations in Italy


[Angie Fox](#)



A major marketing channel for any online store is creating additional content that explains the brand and products it sells, which is typically done

[Read more...](#)

[Tags: Travel](#)
[Category: Travel](#)

10 Most Life-Changing Beauty Hacks Ever


[Angie Fox](#)





Most people think in reverse — they pick a destination, then find a flight. But if you keep an eye on non-stop flight deals and alerts, you can snag tickets to a place you had never even dreamed of visiting. Says Jan T.: "Some places wouldn't have crossed my mind until I'm surfing a travel site an...

[Read more...](#)

[Tags: Travel](#)
[Category: Blog, Fashion](#)

How to build great customer service in Magento store


[Wendy Heard](#)



It's mind-boggling to think that this Middle Eastern megalopolis of gravity-defying skyscrapers, world-class shopping malls, and man-made islands—all at the edge of an endless desert—was once a lowly fishing village. It's now known as the "City of Gold," but there's beauty and tranquility...

[Read more...](#)

[Tags: Hotels](#)
[Category: Magento](#)

Show
10
per page

Featured Posts :

Featured Posts



Beautiful Destinations in Italy

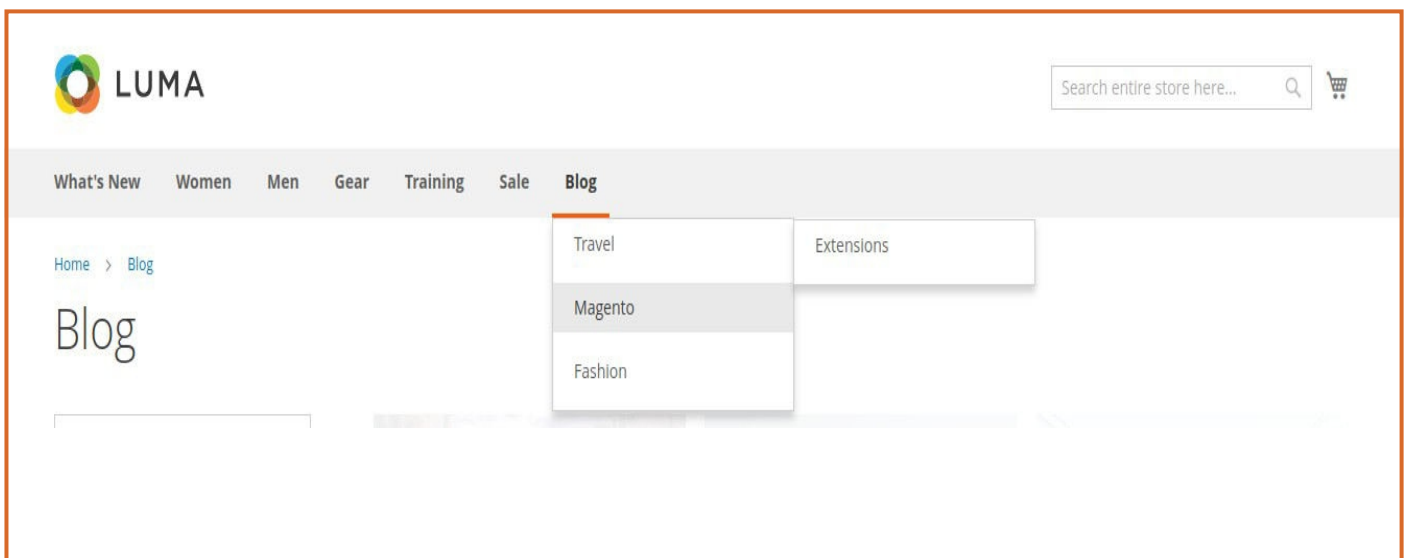


How to build great customer service in Magento store



Evaluate the financial efficiency of your SEO efforts

Blog Navigation :



The screenshot shows the LUMA website's navigation bar. The 'Blog' link is highlighted, and a dropdown menu is visible with the following options: Travel, Magento, and Fashion. The 'Extensions' link is also visible in the navigation bar. The search bar at the top right contains the text 'Search entire store here...'. The breadcrumb trail shows 'Home > Blog'.

Blog Category Page :

[Home](#) > [Blog](#) > [Fashion](#)

Fashion

Search Blog ...

Search

Fashion

Travel

Magento

Extensions

Recent Posts



Top 5 eCommerce tips for Magento store to prepare for peak sales



Evaluate the financial efficiency of your SEO efforts



Beautiful Destinations in Italy



10 Most Life-Changing Beauty Hacks Ever



How to build great customer service in Magento store

Tags

Travel

Hotels

Mageants

RSS Feed

Featured Posts



Evaluate the financial efficiency of your SEO efforts



10 Most Life-Changing Beauty Hacks Ever



Top 5 eCommerce tips for Magento store to prepare for peak sales

Top 5 eCommerce tips for Magento store to prepare for peak sales

19-04-2222

Wendy Heard

[Twitter](#) [Facebook](#) [LinkedIn](#)



Being able to work with Viktor & Rolf is also such an exciting endeavor. I've had the pleasure to attend their haute couture shows for two seasons now in Paris and am always just as impressed with their innovative, conceptual creativity. There's so much artistry in their craft and I have so...

[Read more...](#)

Tags: Hotels

Category: Fashion

Evaluate the financial efficiency of your SEO efforts

14-04-2222

Aiden Thomas

[Twitter](#) [Facebook](#) [LinkedIn](#)



There are plenty of bustling neighbourhood hangouts too, which goes to show there is more to Venice than peerless artistic riches from centuries past: it's also a hive of contemporary activity. Beyond the alternating Art and Architecture Biennale shows which showcase all that's cutting ed...

[Read more...](#)

Tags: Mageants

Category: Fashion

10 Most Life-Changing Beauty Hacks Ever

10-04-2222

Angie Fox

[Twitter](#) [Facebook](#) [LinkedIn](#)



Most people think in reverse — they pick a destination, then find a flight. But if you keep an eye on non-stop flight deals and alerts, you can snag tickets to a place you had never even dreamed of visiting. Says Jan T.: "Some places wouldn't have crossed my mind until I'm surfing a travel site an...

[Read more...](#)

Tags: Travel

Category: Blog, Fashion

Show 10 per page

Blog Author Page :

[Home](#) > [Blog](#) > [Author: Wendy Heard](#)

Author: Wendy Heard

Search Blog ...

Travel

Magento

Extensions

Fashion

Recent Posts



Tags

Travel

Hotels

Mageants

 [RSS Feed](#)



Wendy Heard

Wendy Heard is an author of thrillers for both adults and teens, including *The Kill Club* and her upcoming YA debut, *She's Too Pretty to Burn*. She was born in San Francisco and has lived most of her life in Los Angeles. When not writing, she can be found hiking the Griffith Park trails, taking the Metro and then questioning this decision, and haunting local bookstores.

Top 5 eCommerce tips for Magento store to prepare for peak sales

19-04-2222

Wendy Heard



Being able to work with Viktor & Rolf is also such an exciting endeavor. I've had the pleasure to attend their haute couture shows for two seasons now in Paris and am always just as impressed with their innovative, conceptual creativity. There's so much artistry in their craft and I have so...

[Read more...](#)

 **Tags:** Hotels  **Category:** Fashion

How to build great customer service in Magento store

01-04-2222

Wendy Heard



It's mind-boggling to think that this Middle Eastern megalopolis of gravity-defying skyscrapers, world-class shopping malls, and man-made islands—all at the edge of an endless desert—was once a lowly fishing village. It's now known as the "City of Gold," but there's beauty and tranquility...

[Read more...](#)

 **Tags:** Hotels  **Category:** Magento

Show per page

Created by [Mageants](#)

Blog Tag Page :


[What's New](#)
[Women](#)
[Men](#)
[Gear](#)
[Training](#)
[Sale](#)
[Blog](#)

[Home](#) > [Blog](#) > Tag: Travel


Tag: Travel

[Fashion](#)
[Travel](#)
[Magento](#)
[Extensions](#)


Recent Posts




Top 5 eCommerce tips for Magento store to prepare for peak sales




Evaluate the financial efficiency of your SEO efforts



Beautiful Destinations in Italy



10 Most Life-Changing Beauty Hacks Ever




How to build great customer service in Magento store

Tags

[Travel](#)
[Hotels](#)
[Mageants](#)

Beautiful Destinations in Italy




A major marketing channel for any online store is creating additional content that explains the brand and products it sells, which is typically done

[Read more...](#)

12-04-2222
Angie Fox

Tags: Travel
Category: Travel

10 Most Life-Changing Beauty Hacks Ever



Most people think in reverse — they pick a destination, then find a flight. But if you keep an eye on non-stop flight deals and alerts, you can snag tickets to a place you had never even dreamed of visiting. Says Jan T.: "Some places wouldn't have crossed my mind until I'm surfing a travel site an..."

[Read more...](#)

10-04-2222
Angie Fox

Tags: Travel
Category: Blog, Fashion

Show per page

Created by [Mageants](#)

Blog: Recent Posts :

Recent Posts



Top 5 eCommerce tips for Magento store to prepare for peak sales



Evaluate the financial efficiency of your SEO efforts



Beautiful Destinations in Italy

Blog: Recent Posts Large :

Recent Posts Large

Top 5 eCommerce tips for Magento store to prepare for peak sales



Being able to work with Viktor & Rolf is also such an exciting endeavor. I've had the pleasure to attend their haute couture shows for two seasons now in Paris and am always just as impressed with their innovative, conceptual creativity. There's so much artistry in their craft and I have so much respect for their vision. Having met them backstage during one of their venues, I could just tell that they have this "genius" aura floating around them. If you look at the bottle of the perfume itself, even though...

[Read more...](#)

Evaluate the financial efficiency of your SEO efforts



There are plenty of bustling neighbourhood hangouts too, which goes to show there is more to Venice than peerless artistic riches from centuries past: it's also a hive of contemporary activity. Beyond the alternating Art and Architecture Biennale shows which showcase all that's cutting edge internationally, the city's dwindling population works hard to keep contemporary Venice creative, productive and very vibrant.

[Read more...](#)

Beautiful Destinations in Italy



[Read more...](#)

Blog Post View Page :

Home > Blog > Beautiful Destinations in Italy

Beautiful Destinations in Italy

Fashion

Travel


Magento

Extensions

Recent Posts



Top 5 eCommerce tips for Magento store to prepare for peak sales



Evaluate the financial efficiency of your SEO efforts



Beautiful Destinations in Italy



10 Most Life-Changing Beauty Hacks Ever



How to build great customer service in Magento store

Tags

Travel

Hotels

Mageants

12-04-2222 Angie Fox

12-04-2222 Angie Fox



A major marketing channel for any online store is creating additional content that explains the brand and products it sells, which is typically done through a blog. This gives customers one more possibility to look at your store and items you sell, and make a better informed decision on buying. At the end of the day there is a question of what will be more effective, a Magento 2 Blog Extension or a standalone Wordpress? Let's try to summarize all the pros and cons of using both of these solutions by picturing 8 key characteristics that concern every store owner as they select a content marketing tool:

Installation process

The first concern for both store owners and developers is whether there is a smooth and easy installation process. Most of the Magento 2 blog extensions can be installed on-the-go – fast and easy, just like any other module. Moreover, it can simply integrate with your store's current template, which presents you with a variety of additional opportunities to consider. As a result, you get a solid product.

Store Blog extension at this point equals Content Marketing solution. This might be the strong pros #1 of Magento 2 blog module.

Regarding Wordpress, everybody understands it's a stand-alone entity and an experienced developer is required to deal with its installation. Store developer needs to configure the WP blog and create its database. As a result, you get two different entities: Magento 2 Store + Wordpress Blog for Content Marketing Solution.

Store integration

As we discussed above, the Magento 2 blog extension is not only quite easy to install, but also integrates with your current store templates, giving you a variety of additional opportunities:

- blog articles can be displayed with related products;
- the last post can be displayed on the desired store page, etc.

Moreover, you don't need to customize your blog design, since most blog extensions adopt your store theme look automatically. This is a pros #2 for Magento 2 blog extension.

What about Wordpress? Since Wordpress works as a stand-alone entity, it has very little in terms of integration options. Furthermore, it's required to adapt its design to fit the store theme.

Features Set and functionality

Wordpress is winning in its functionality and features set. The Magento 2 blog extension typically has a feature set which covers only the basic blogging necessities. Adding more functions to the blog extension would cost you additional time and money.

SEO features

To get the most out of your content, considering the SEO functionality of a blog solution is a must.

Wordpress has an advanced SEO features set, the store blog on it will be fully optimized and all its content is available in most of the search engines. Magento 2 blog extension has basic SEO features.

Plugins potential

You're likely to need some additional features for your blog, like an image gallery or captcha, etc. What possibilities can you reach using each of the suggested solutions?

Wordpress plugins set is limited only by your imagination – you may find almost any add-on you wish. Magento 2 blog extension in its turn doesn't have any plugins, but your store developers can always fix this, but it will cost more than in case of Wordpress existing plugins.

Customers registration differences

Since Magento 2 blog extension builds in a store template, customers only need to register just once to access both shop and blog accounts, using the same login and password.

Wordpress is not so flexible on this matter since it's a standalone entity. Store customers should register and access their blog and shop accounts separately. It's safe to say this is not so convenient.

Code concerns

Now let's take a closer look at the coding aspects, which might be the main concern of every Magento 2 developer.

With the Magento 2 blog extension, you get a common visible open-source code that your store developers can enjoy and easily extend at any time. Besides, it's really stable and simple.

If you choose Wordpress as a blog solution for your Magento 2 store, you get an open-source, but unfamiliar code to your developers. They will have to spend some time handling and customizing it. The code structure and style in Wordpress is completely different from that of Magento.

Posting blog articles

There's still one more point to consider before making a big decision on a blogging solution for your store, and that's article posting frequency.



Consider before making a choice, how frequently would you plan to post to your store blog? If it is 1-3 times per week or even fewer, you can safely choose any blog extension for your store. For more than 5 posts a week, you should consider installing Wordpress.

Summary

Every shop is unique and has its own business model, so it's totally up to you whether to install the Magento 2 Blog Extension or Wordpress as your store's blog solution.

There are several decent blog extensions on the market, so you've got options when choosing them. Some of the blog modules for Magento 2 stores are FREE and you can safely conduct test drives at no charge.



Get the most out of your blog with the Magento 2 blog extension or Wordpress, depending on you, your shop business goals, and content marketing strategy!

Tags: Travel Categories: Travel

Related Posts & Related Products On Blog Post View Page :

Related Posts



10 Most Life-Changing Beauty Hacks Ever

Most people think in reverse — they pick a destination, then find a flight. But if you keep an eye on non-stop flight deals and alerts, you can snag tickets to a place you had never even dreamed of visiting.

Says Jan T.: "Some places wouldn't have cr

Related Products



Joust Duffle Bag

\$34.00



Strive Shoulder Pack

\$32.00



Crown Summit Backpack

\$38.00



Wayfarer Messenger Bag

\$45.00

Comments On Blog Post View Page :

3 Comments

Michael

Great post!

Reply Apr 22, 2022 12:46

Admin

It's so incredibly beautiful

Apr 22, 2022 12:47

Elsa

I would really like to visit there

By the way I just discovered your blog, I love it already

Apr 22, 2022 12:47

Hannover

Cool post! Great information!

Reply Apr 22, 2022 12:45

Admin

I'd love to go there, seems perfect for a trip !

Reply Apr 22, 2022 12:44

Thank you!

you have any questions or feature suggestions, please contact us at:

<https://www.mageants.com/contact-us.html>

Your feedback is absolutely welcome!