



[Automatic related product – Magento 2](#)

[USER MANUAL](#)

Supported Version: 2.0, 2.1, 2.2, 2.3

Table Of Contents

Preface	3
Installation.....	4
Option 1: Magento 2 install extension using COMMAND LINE	4
Option 2: Magento 2 install extension manually	5
Backend Example	6
Extension configuration.....	6
Frontend Example.....	8

Preface:

- This extension works like What if you buy a book and someone offers you a pen as well. Yes, this is what Automatic Related Products does. It lessens the searching section of buying by suggesting related item. You save customers time - You get sales in return.
- Display multiple related products to the customers.
- Display multiple upsell & crosssell products to the customers.
- Set flexible conditions for the product relation mechanism for targeted sales
- Set the parameters for stat collections and manage the feature better
- Manage the number of products to be displayed in the slider
- Configure the product display slider for optimum customization

Installation:

There are two ways of installing extension in magento2.

- 1) Using COMMAND LINE.
- 2) Manually install extension.

Option 1: Magento 2 install extension using COMMAND LINE (Recommended).

Follow below steps to install extension from the command line.

Step 1: Download the extension and unzip it.

Step 2: Upload it to code directory in your magento installation's app directory.
If code directory does not exists then create.

Step 3: Disable the cache under System → Cache Management.

Step 4: Enter the following at the command line:
`php bin/magento setup:upgrade`
`php bin/magento setup:static-content:deploy`

Step 5: Once you complete above steps log out and log in back to the admin panel and switch to Stores → Configuration → Mageants → Automatic related product.
The module will be displayed in the admin panel.

Option 2: Magento 2 install extension manually.

Step 1: Download the extension and unzip it.

Step 2: Upload it to code directory in your magento installation's app directory. If code directory does not exists then create.

Step 3: Disable the cache under System → Cache Management Edit app/etc/config.php file and add one line code: 'Mageants_Automatic related product' → 1

Step 4: Disable the cache under System → Cache Management

Step 5: Once you complete above steps log out and log in back to the admin panel and switch to Stores → Configuration → Mageants → Automatic related product, the module will be displayed in the admin panel.

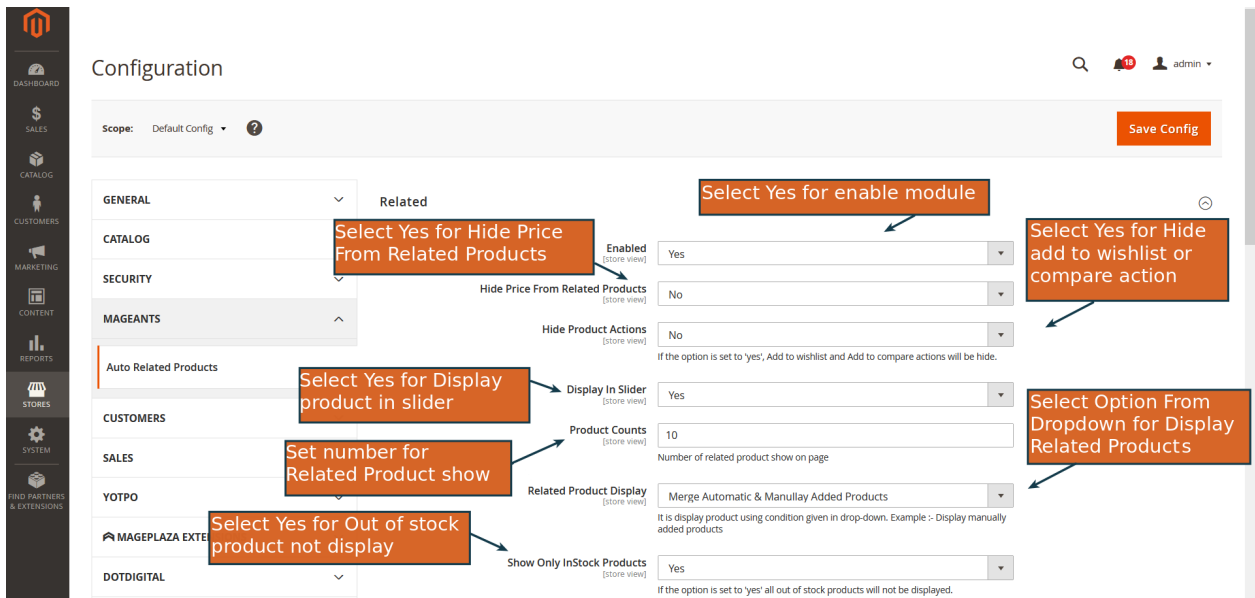
Backend example

After Installation of Extension login to magento admin panel to set configuration of the extension.

Extension Configuration

As per below screen shot you can set all the settings here.

You can find configuration at Stores -> Configuration -> Mageants -> Automatic related product.



Configuration

Scope: Default Config

Save Config

GENERAL

Related

Enabled (store view) Yes

Hide Price From Related Products (store view) No

Hide Product Actions (store view) No

If the option is set to 'yes', Add to wishlist and Add to compare actions will be hide.

Display In Slider (store view) Yes

Product Counts (store view) 10

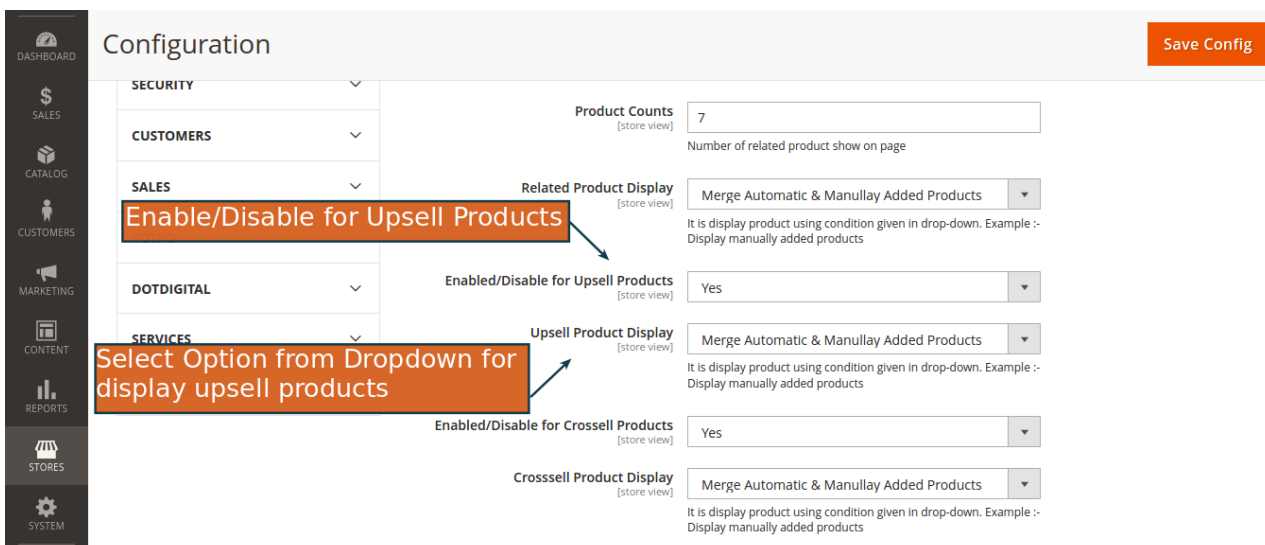
Number of related product show on page

Related Product Display (store view) Merge Automatic & Manullay Added Products

It is display product using condition given in drop-down. Example :- Display manually added products

Show Only InStock Products (store view) Yes

If the option is set to 'yes' all out of stock products will not be displayed.



Configuration

Save Config

SECURITY

CUSTOMERS

SALES

DOTDIGITAL

SERVICES

Product Counts (store view) 7

Number of related product show on page

Related Product Display (store view) Merge Automatic & Manullay Added Products

It is display product using condition given in drop-down. Example :- Display manually added products

Enabled/Disable for Upsell Products (store view) Yes

Upsell Product Display (store view) Merge Automatic & Manullay Added Products

It is display product using condition given in drop-down. Example :- Display manually added products

Enabled/Disable for Crosssell Products (store view) Yes

Crosssell Product Display (store view) Merge Automatic & Manullay Added Products

It is display product using condition given in drop-down. Example :- Display manually added products

Configuration Save Config

SERVICES

YOTPO

DOTDIGITAL

SERVICES

Enable/Disable for Crosssell products

Select Option From Dropdown for Display Crosssell Products

Related Product Display [store view] Merge Automatic & Manullay Added Products
It is display product using condition given in drop-down. Example :- Display manually added products

Enabled/Disable for Upsell Products [store view] Yes

Upsell Product Display [store view] Merge Automatic & Manullay Added Products
It is display product using condition given in drop-down. Example :- Display manually added products

Enabled/Disable for Crosssell Products [store view] Yes

Crosssell Product Display [store view] Merge Automatic & Manullay Added Products
It is display product using condition given in drop-down. Example :- Display manually added products

Only InStock Products [store view] No
If the option is set to 'yes' all out of stock products will not be displayed.

Configuration Save Config

SERVICES

ADVANCED

Select block position for Display Auto Related Products

Block Position [store view] Content Bottom
Specify block position

Show Auto Related Products for Selected Customer Group

Customer Groups [store view]

NOT LOGGED IN

General

Wholesale

Retailer

Show Auto Related Products for Selected Store View

Store [store view]

Default Store View

Set filters here to display related products on front

Related Product Filter Conditions [store view]

Category [store view] Any

Attribute [store view] Any


Price [store view] Any

Frontend example


Using this Extension Product image and related information display in popup.

Related Products
Check items to add to the cart or [select all](#)


Auto related products with slider




Ingrid Running Jacket
\$84.00




Riona Full Zip Jacket
\$60.00



Olivia 1/4 Zip Light Jacket
\$77.00



Nadia Elements Shell
\$69.00




Wayfarer Messenger Bag
\$45.00


Heart icon, Add to cart icon, and a slider control (three dots, with the first dot active) are shown below the products.

Related Products
Check items to add to the cart or [select all](#)


Auto related products without slider




Elisa EverCool™ Tee
\$29.00




Cruise Dual Analog Watch
\$25.00



Celeste Sports Bra
\$39.00




Thorpe Track Pant
\$68.00




Mona Pullover Hoodie
\$57.00




Lono Yoga Short
\$32.00



Go-Get'r Pushup Grips
\$19.00




Juliana Short-Sleeve Tee
\$42.00




Fiona Fitness Short
\$29.00



Geo Insulated Jogging Pant
\$51.00



Neve Studio Dance Jacket
\$69.00



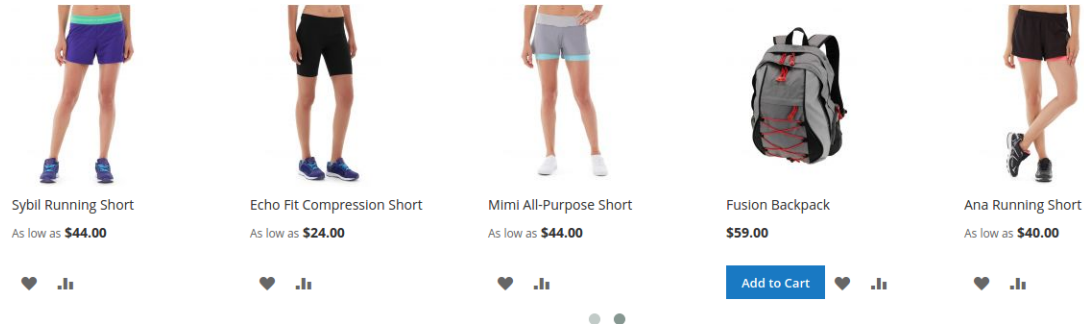
Zeppelin Yoga Pant
\$82.00

Each product has a heart icon and an add to cart icon below it. A chat bubble at the bottom right says "Hi! Got Questions ?".

- L 29" x W 13" x H 11".

Upsell products with slider

We found other products you might like!



Summary

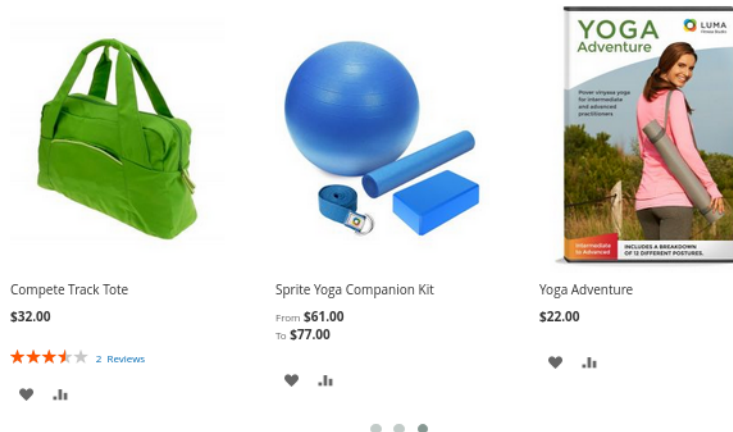
Estimate Shipping and Tax	
Subtotal	\$34.00
Tax	\$0.00
Order Total	\$34.00

[Proceed to Checkout](#)

[Check Out with Multiple Addresses](#)

Crosssell products with slider

More Choices:





Thank you!

if you have any questions or feature suggestions, please contact us at:
<https://www.mageants.com/contact-us>

Your feedback is absolutely welcome!