

Wholesale Fast Order For Magento 2 **User guide**

Table Of Contents

Preface	3
Installation Guide	4
Fast Order Configuration.....	6
Front-end Example	7

Preface

Fast Order is a perfect extension for the wholesale customer who wants to add multiple products to cart at once.

- The extension allows visitors to search products by both SKUs or names with Ajax search and auto-suggest.
- The extension works on a page without reloading. You can use the appropriate URL to place Quick Buy anywhere on the website.
- Quickly order with CSV import function only for simple products without custom options.
- Quick order form for specific customer groups.
- Support simple products with custom options and configurable products.
- Reduced time for searching and selecting wanted products.
- Fast Order extension helps customers to place order quickly, which is very useful for customers.
- User Friendly and flexible configuration.

Installation

There are two ways of installing extension in magento2.

- Using COMMAND LINE.
- Manually Install extension.

Option 1: Magento 2 install extension using COMMAND LINE (Recommended)

Follow below steps to install extension from the command line.

Step 1: Download the extension and unzip it.

Step 2: Upload it to code directory in your magento installation's app directory. If code directory does not exist then create.

Step 3: Disable the cache under **System -> Cache Management**.

Step 4: Enter the following at the command line: **php bin/magento setup:upgrade**

Step 5: Once you complete above steps log out and log in back to the admin panel and switch to **Stores -> Configuration -> Mageants -> FastOrder**, the module will be displayed in the admin panel.

Option 2: Magento 2 install extension manually

Step 1: Download the extension and unzip it.

Step 2: Upload it to code directory in your magento installation's app directory. If code directory does not exist then create.

Step 3: Disable the cache under System -> Cache Management. Edit app/etc/config.php file and add one line code:
'Mageants_FastOrder' => 1

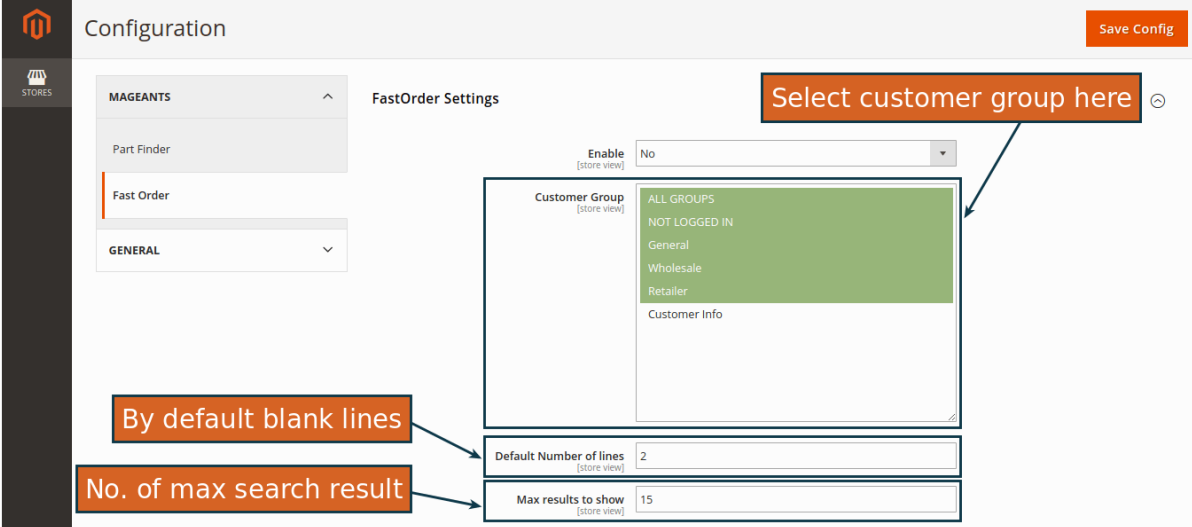
Step 4: Disable the cache under **System -> Cache Management**

Step 5: Once you complete above steps log out and log in back to the admin panel and switch to **Stores -> Configuration -> Mageants -> FastOrder**, the module will be displayed in the admin panel.

Configuration :

After Installation of Extension log in to magento admin panel for set configuration of the extension.

as per below screen shot you can set all the fast order settings here.



Configuration

Save Config

MAGEANTS

Part Finder

Fast Order

GENERAL

FastOrder Settings

Enable [store view] No

Customer Group [store view]

- ALL GROUPS
- NOT LOGGED IN
- General
- Wholesale
- Retailer
- Customer info

By default blank lines

No. of max search result

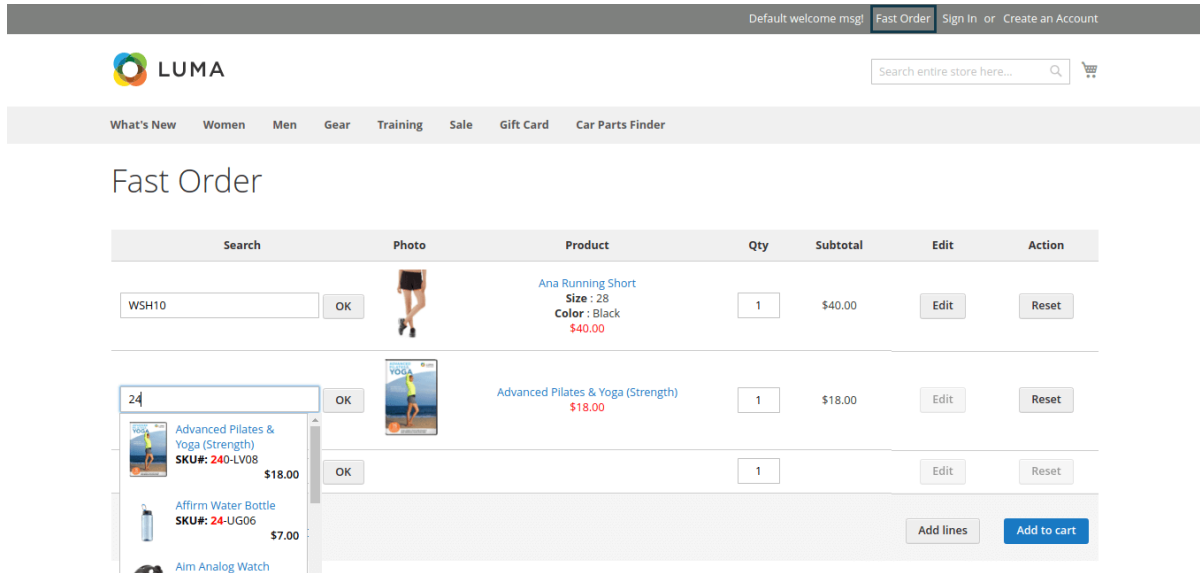
Select customer group here

Default Number of lines [store view] 2

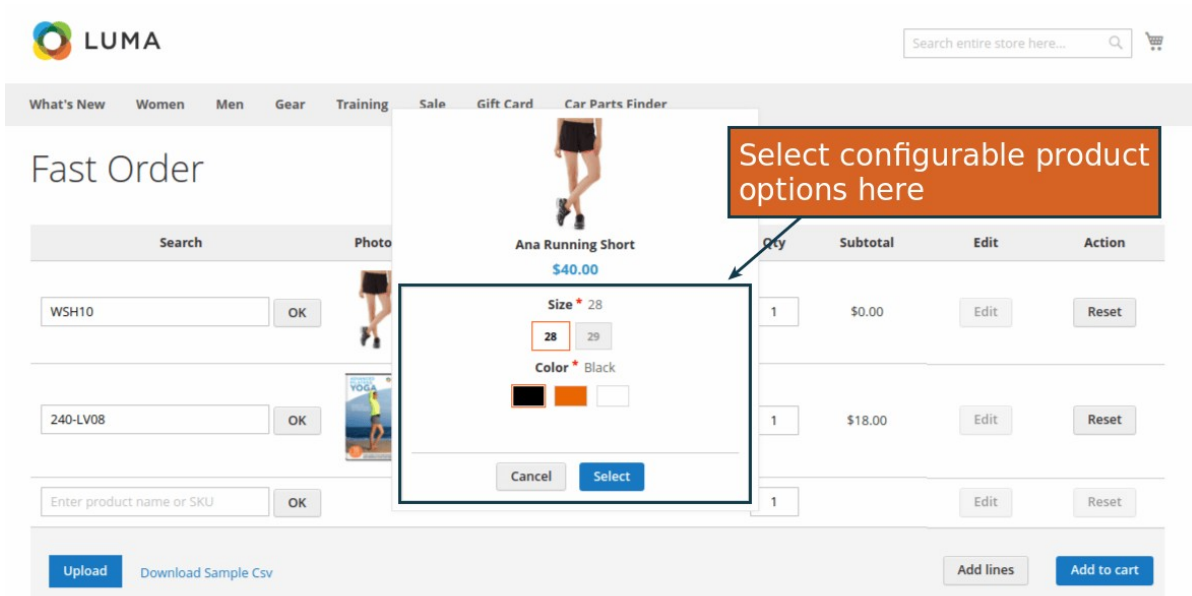
Max results to show [store view] 15

Front-end Example:

Here, Customers can search product by name or SKU and easily add these product to cart.




Here, customer can see their configurable product options.



Checkout cart page





Search entire store here...  

[What's New](#) [Women](#) [Men](#) [Gear](#) [Training](#) [Sale](#) [Gift Card](#) [Car Parts Finder](#)

Shopping Cart

Product added using wholesale fast order

Item	Price	Qty	Subtotal
 <p>Ana Running Short Size: 28 Color: Black</p>	\$40.00	1	\$40.00
 <p>Advanced Pilates & Yoga (Strength) Downloads: Advanced Pilates & Yoga (Strength)</p>	\$18.00	1	\$18.00

Summary

Estimate Shipping and Tax
Subtotal \$58.00
Shipping (Free Shipping - Free) \$0.00
Order Total \$58.00

[Proceed to Checkout](#)

[Check Out with Multiple Addresses](#)

[Update Shopping Cart](#)

[Apply Discount Code](#)



Thank you!

Should you have any questions or feature suggestions, please contact us at:
<http://mageants.com/contactus>

Your feedback is absolutely welcome!