



[Shipping per product - Magento 2](#)
USER MANUAL



Table Of Contents

Preface	3
Installation Guide	3
Configuration.....	5
FrontEnd	7

Preface:

With Shipping Per Product you no longer have to be worry about incorrect shipping rates for each product in your Magento store. Magento 2 Shipping Per Product Extension helps you to set individual flat shipping rate for each product. Shipping On Per Product is an essential feature for the sellers that's why we have created an add-on for seller to add shipping price for each product from their panel.

Installation

There are two ways of installing extension in magento2.

1) Using COMMAND LINE.

2) Manually Install extension.

Option 1: Magento 2 install extension using COMMAND LINE

(Recommended)

Follow below steps to install extension from the command line.

Step 1: Download the extension and unzip it.

Step 2: Upload it to code directory in your magento installation's app directory if code directory does not exists then create.

Step 3: Disable the cache under System → Cache Management.

Step 4: Enter the following at the command line:
php bin/magento setup:upgrade

Step 5: Once you complete above steps logout and login back to the admin panel and switch to Store → Configuration → Sales -> Shipping method → Shipping per product , the module will be displayed in the admin panel.

Option 2: Magento 2 install extension manually

Step 1: Download the extension and unzip it.

Step 2: Upload it to code directory in your magento installation's app directory If code directory does not exists then create.

Step 3: Disable the cache under System -> Cache Management Edit app/etc/config.php file and add one line code:

```
'Mageants_Shippingperproduct' => 1
```

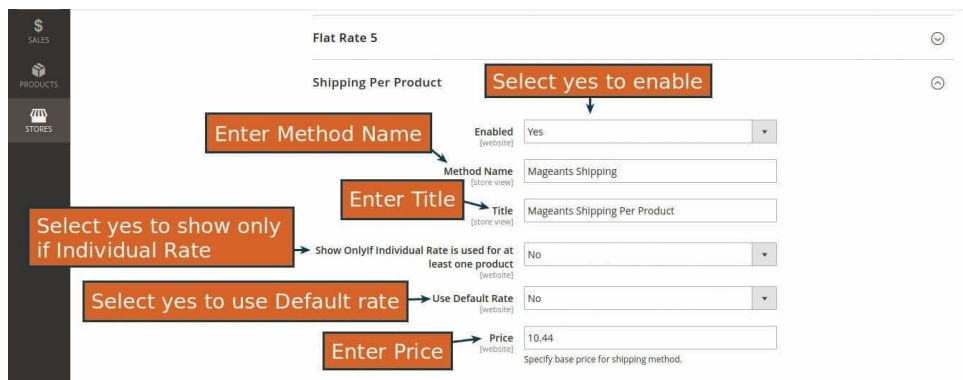
Step 4: Disable the cache under System -> Cache Management

Step 5: Once you complete above steps log out and log in back to the admin panel and switch to Store → Configuration → Sales -> Shipping method → Shipping per product, the module will be displayed in the admin panel.

Configuration

After Installation of Extension log in to Magento admin panel for set configuration of the extension and go to,

Extension menu and sub menu. Shipping per product method configuration go to Store→Configuration→Sales →Shipping Methods→Shipping Per Product.




Specify base price for shipping method.

Calculate Each Item Separately [website]
 Use Highest Product Rate For Whole Product [website]
 Calculate Handling Fee [website]
 Handling Fee [website]
 Handling fee will add after all shipping calculation is done.
 Minimum Value [website]
 Maximum Value [website]
 Ship to Applicable Countries [website]
 All Allowed Countries [website]

Select yes to calculate item → Calculate Each Item Separately
 Select yes to use Highest Product rate → Use Highest Product Rate For Whole Product
 Select Calculate handling fee → Calculate Handling Fee
 Enter Handling free → Handling Fee
 Enter Minimum Value → Minimum Value
 Enter Minimum Value → Maximum Value
 Select Ship To Countries → Ship to Applicable Countries

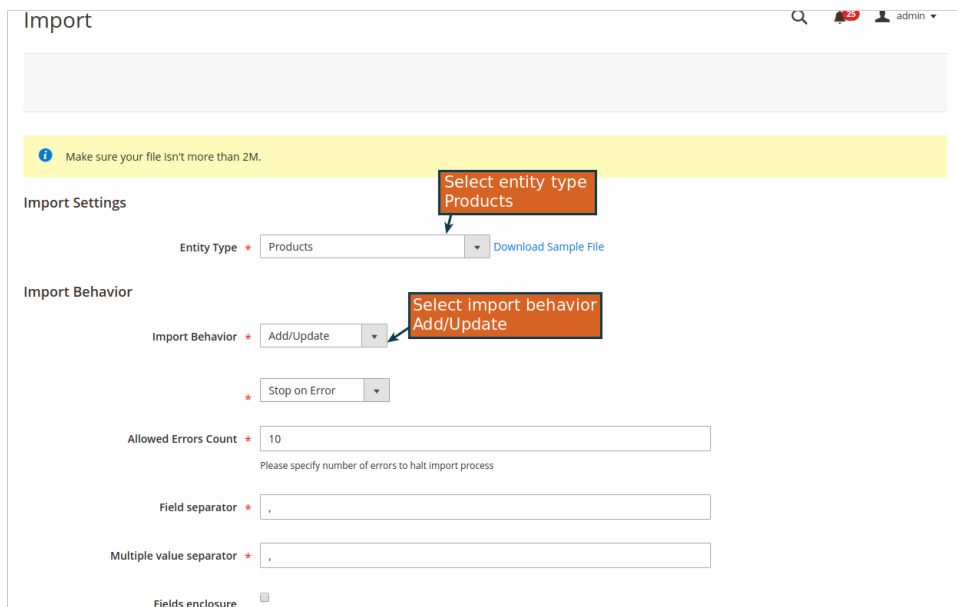
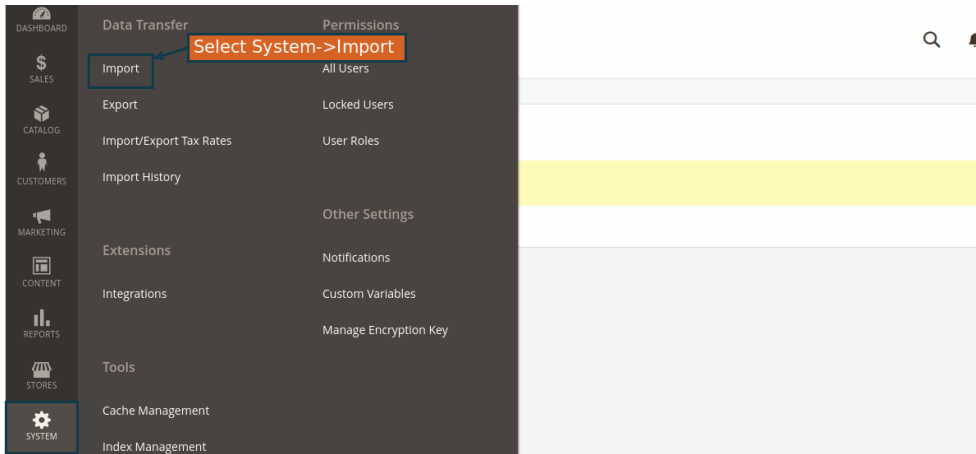
Set Shipping fee for product in product page go to Product → Catalog then view product.

Wayfarer Messenger Bag

Eco Collection [global] No
 Performance Fabric [global] No
 Erin Recommends [global] No
 New [global] Yes
 Sale [global] No
 Ask For price [global]
 Calculate Shipping [global]
 Enable Shipping Per Product [global]
 Shipping For Product [global]

Set shipping calculation method for this product
 Enable/Disable shipping per product for this product
 Set shipping fee for specific product

Using csv file update shipping per product price.



Import

File to Import

Select File to Import Shippingperpr...pricecsv.csv

Images File Directory

For Type "Local Server" use relative path to Magento installation, e.g. var/export, var/import, var/export/some/dir

Validation Results

Checked rows: 2, checked entities: 2, invalid rows: 0, total errors: 0

File is valid! To start import process press "Import" button

Check Data

Select your csv file.

After select csv file then click on Check Data

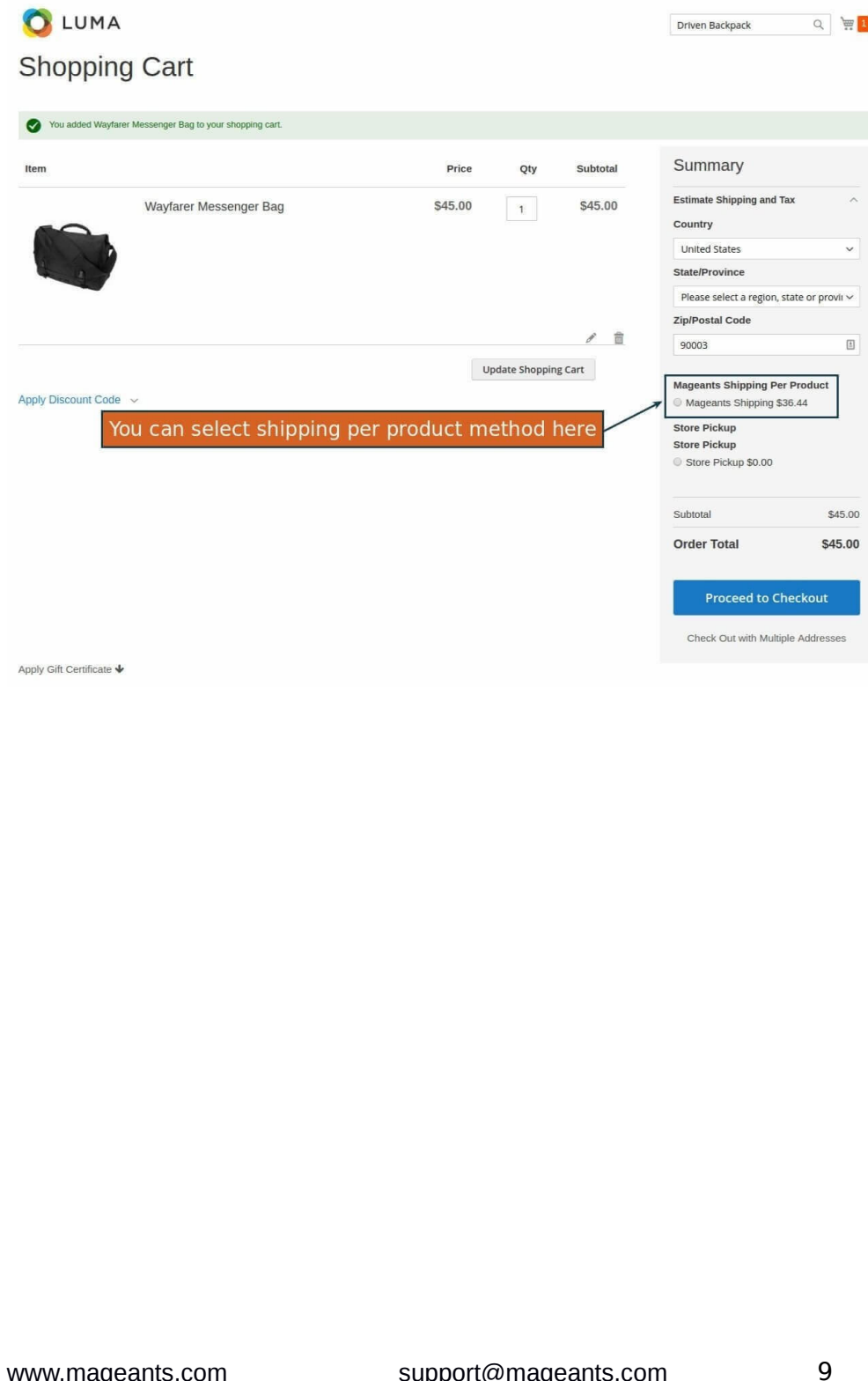
After click on Check Data then click on import button and add csv file

Csv file description


- 1) SKU – Enter product sku in sku field.
- 2) shipping_for_product – Enter price for shipping per product.

Front End Example

Select shipping per product method from car page.



The screenshot shows the LUMA Shopping Cart interface. At the top left is the LUMA logo. A search bar contains "Driven Backpack". The cart title is "Shopping Cart". A green notification bar states "You added Wayfarer Messenger Bag to your shopping cart." Below this is a table with columns for Item, Price, Qty, and Subtotal. The table contains one item: "Wayfarer Messenger Bag" with a price of \$45.00, a quantity of 1, and a subtotal of \$45.00. To the right of the table is a "Summary" panel. It includes "Estimate Shipping and Tax" with dropdowns for Country (United States), State/Province (Please select a region, state or provi...), and Zip/Postal Code (90003). Under "Shipping" options, "Mageants Shipping Per Product" is selected, showing "Mageants Shipping \$36.44". Below that, "Store Pickup" is also shown with "Store Pickup \$0.00". The Summary panel also displays "Subtotal \$45.00" and "Order Total \$45.00". A blue "Proceed to Checkout" button is at the bottom of the Summary panel. An orange callout box with the text "You can select shipping per product method here" has an arrow pointing to the "Mageants Shipping Per Product" radio button. At the bottom of the page, there are links for "www.mageants.com", "support@mageants.com", and the page number "9".

Item	Price	Qty	Subtotal
 Wayfarer Messenger Bag	\$45.00	1	\$45.00

Summary

Estimate Shipping and Tax

Country: United States

State/Province: Please select a region, state or provi...

Zip/Postal Code: 90003

Mageants Shipping Per Product

- Mageants Shipping \$36.44
- Store Pickup \$0.00

Subtotal: \$45.00

Order Total: \$45.00

[Proceed to Checkout](#)

Check Out with Multiple Addresses

Apply Discount Code

Apply Gift Certificate

Shipping Address

Veronica Costello ✓
6146 Honey Bluff Parkway
Calder, Michigan 49628-7978

(555) 229-3326

+ New Address

Order Summary

1 Item in Cart

You can select shipping per product method here in checkout page

Shipping Methods

- \$36.44 Mageants Shipping Mageants Shipping Per Product
- \$0.00 Store Pickup Store Pickup



Thank you!

Should you have any questions or feature suggestions, please
contact us at:

<https://www.mageants.com/contact-us.html>

Your feedback is absolutely welcome!