

Zip Code Check

FOR MAGENTO 2



SUPPORTED VERSION 2.0,2.1,2.2,2.3

Zip code COD check – Magento 2

USER MANUAL



Table Of Contents

Preface.....	3
Installation Guide.....	4
COD based on zip code Configuration.....	5
Back-end Example.....	6
Front-end Example.....	8



Preface

COD based on zip code is a perfect extension for the store owners who want to check COD available for specific zip code or not in product view page.

- Cash On Delivery payment method Auto Hide based on customer entered shipping address PIN Code/ZIP code.
- Allow store owner to Add/Edit/Update PIN Code/ZIP code, COD available or not & delivery days for Cash On Delivery method..
- Allow store owner to Import/Export ZIP code from back end configuration.
- A Mobile responsive PIN Code/ZIP code availability checker tool on product detail page.
- Cash on delivery checker block will display COD available or not & Delivery Days message for eligible postcode which can be configured for each PIN Code/ZIP code.

- User Friendly and flexible configuration.
- Compatible with Most of the Browser.
- Ability to add any number of PIN Code/ZIP code from admin.
- Easily Enable/Disable form admin.



Installation

There are two ways of installing extension in magento2.

- 1) Using COMMAND LINE.
- 2) Manually Install extension.

Option 1: Magento 2 install extension using COMMAND LINE
(Recommended)

Follow below steps to install extension from the command line.

Step 1: Download the extension and unzip it.

Step 2: Upload it to code directory in your magento installation's app directory

If code directory does not exists then create.

Step 3: Disable the cache under System -> Cache Management.

Step 4: Enter the following at the command line:

```
php bin/magento setup:upgrade
```

Step 5: Once you complete above steps log out and log in back to the admin panel and switch to **Stores -> Configuration -> ZipcodeCod**, the module will be displayed in the admin panel.

Option 2: Magento 2 install extension manually

Step 1: Download the extension and unzip it.

Step 2: Upload it to code directory in your magento installation's app directory If code directory does not exists then create.

Step 3: Disable the cache under System -> Cache Management
Edit app/etc/config.php file and add one line code:

```
'Mageants_ZipcodeCod' => 1
```

Step 4: Disable the cache under System -> Cache Management

Step 5: Once you complete above steps log out and log in back to the admin panel and switch to Stores -> Configuration -> Zipcodecod, the module will be displayed in the admin panel.



Configuration

After Installation of Extension log in to magento admin panel for set configuration of the extension.

as per below screen shot you can set PIN Code/ZIP code & enable/disable this extension here.

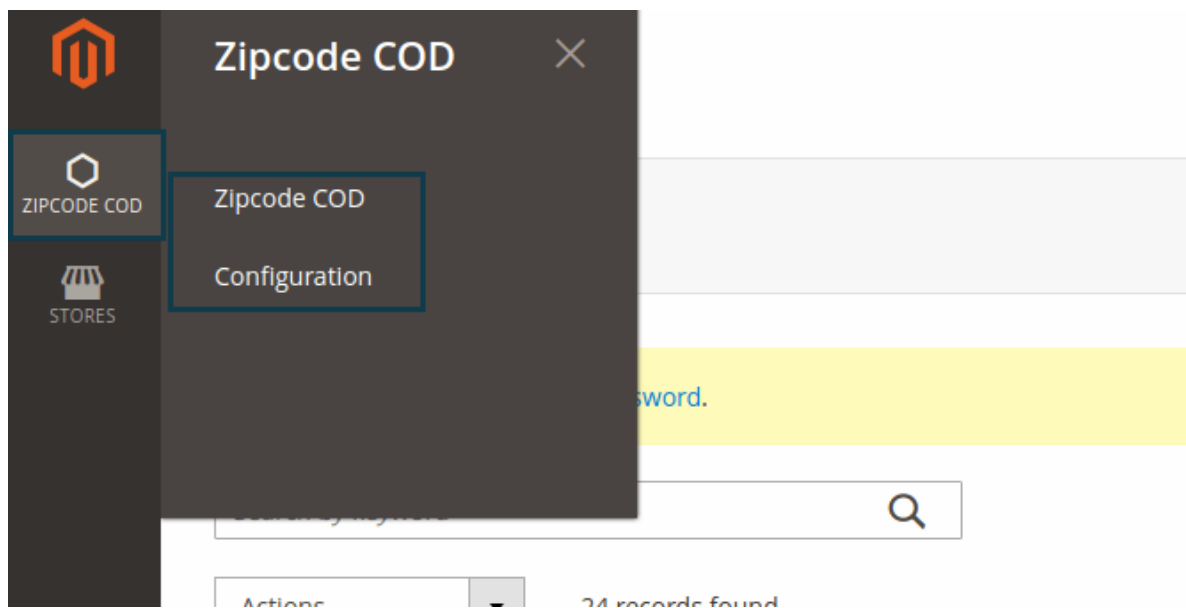
The screenshot shows the configuration page for the MageAnts extension. The page is titled "MAGEANTS" and "General". The configuration options are as follows:

- Enable:** A dropdown menu set to "Yes". A callout box says "If yes, module is Enabled".
- Estimated Delivery Message:** A text field containing "Estimated Delivery Time: %s". A callout box says "Enter Estimated Delivery message". Below the field, it says "The %s will be replaced with Estimated Delivery Time".
- COD Availability Message:** A text field containing "Cash On Delivery is available in %s". A callout box says "Enter COD Availability message". Below the field, it says "The %s will be replaced with City".
- COD Unavailability Message:** A text field containing "Cash On Delivery is not available in your area!". A callout box says "Enter COD Unavailability Message".
- Import CSV:** A section with a "Choose file" button (No file chosen), a "Start Import" button, and a note: "Importing data takes some time so wait untill process is over". A callout box says "Import using CSV".
- Export CSV:** A section with an "Export Data" button and a note: "Exporting data takes some time so wait untill process is over". A callout box says "Export CSV here".

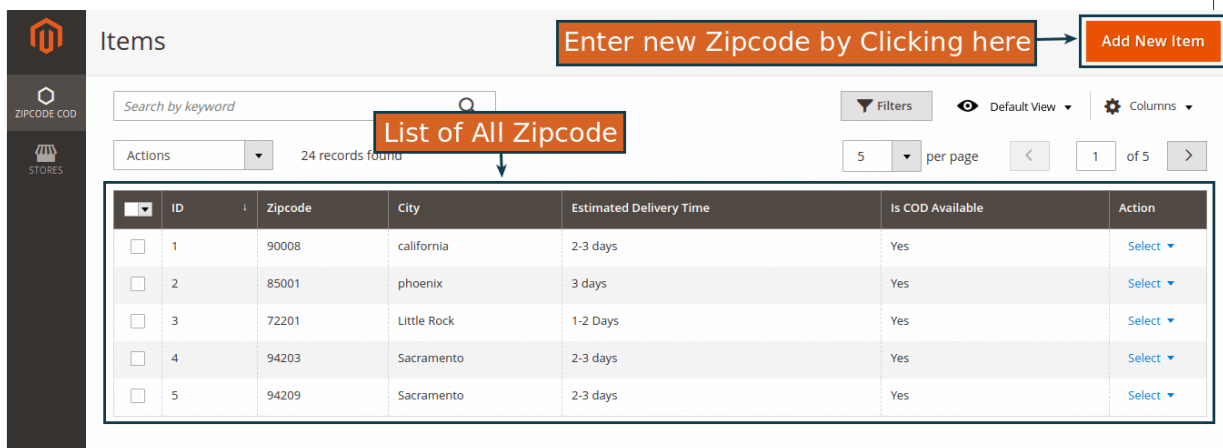
Back-end Example:

To manage COD for Product Please go to **ZIPCODECOD** there you can add cod on perticular item. Here you can manage onall item with cod .

Menu



List of all items to add cod and add new item using **Add New Item** button.



Enter new Zipcode by Clicking here → **Add New Item**

List of All Zipcode

ID	Zipcode	City	Estimated Delivery Time	Is COD Available	Action
1	90008	california	2-3 days	Yes	Select
2	85001	phoenix	3 days	Yes	Select
3	72201	Little Rock	1-2 Days	Yes	Select
4	94203	Sacramento	2-3 days	Yes	Select
5	94209	Sacramento	2-3 days	Yes	Select

Add new item using form

New Item 30 zipcodcod_admin

← Back Reset Save and Continue Edit **Save Item**

ITEM INFORMATION Item Information

Main **Enter Zipcode here** → Zipcode *

Enter City name here → City *

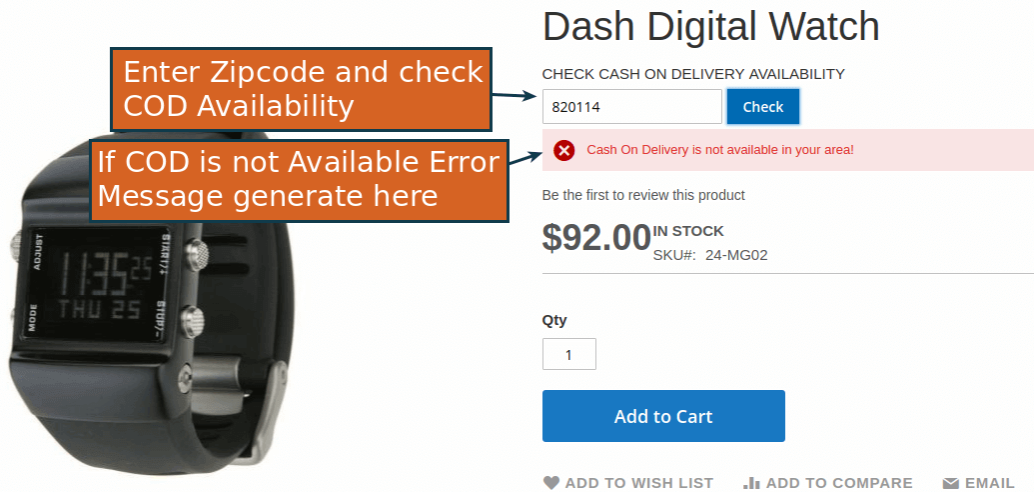
Enter Estimated Delivery Time here → Estimated Delivery Time *

If yes, COD is available → Is COD Available * No ▾

Front-end Example:

Display on Product view page and enter ZipCode and Check COD is available or not.

watch



Enter Zipcode and check COD Availability

If COD is not Available Error Message generate here

Dash Digital Watch

CHECK CASH ON DELIVERY AVAILABILITY

820114

✖ Cash On Delivery is not available in your area!

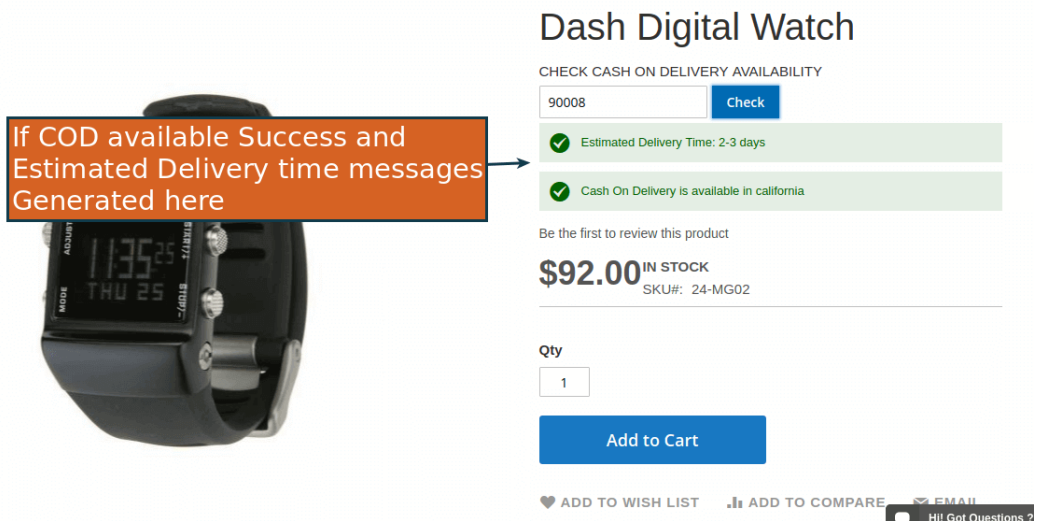
Be the first to review this product

\$92.00 IN STOCK
SKU#: 24-MG02

Qty:

Display Success message when Zipcode COD is available.

Original watch



If COD available Success and Estimated Delivery time messages Generated here

Dash Digital Watch

CHECK CASH ON DELIVERY AVAILABILITY

90008

✔ Estimated Delivery Time: 2-3 days

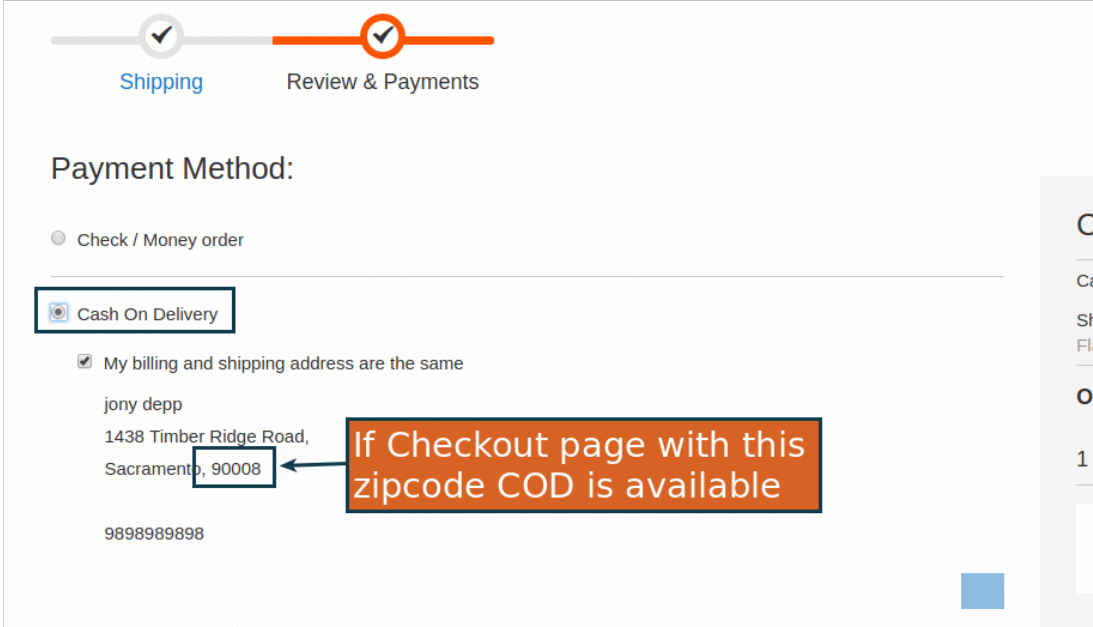
✔ Cash On Delivery is available in california

Be the first to review this product

\$92.00 IN STOCK
SKU#: 24-MG02

Qty:

Display on Payment method checkout page if ZipCode COD is available.



Shipping Review & Payments

Payment Method:

Check / Money order

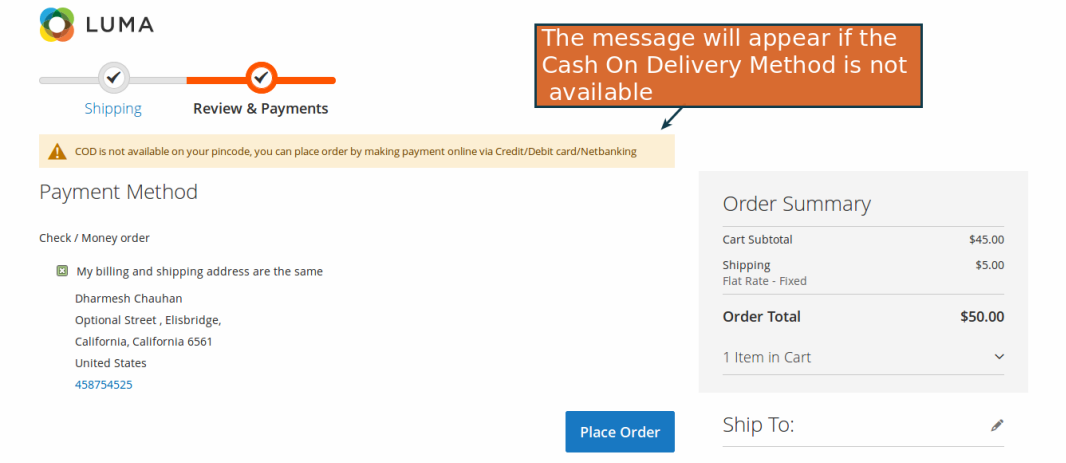
Cash On Delivery

My billing and shipping address are the same

jony depp
1438 Timber Ridge Road,
Sacramento, 90008
9898989898

If Checkout page with this zipcode COD is available

Display on Payment method checkout page if ZipCode COD is Not available.



LUMA

Shipping Review & Payments

Warning: COD is not available on your pincode, you can place order by making payment online via Credit/Debit card/Netbanking

Payment Method

Check / Money order

My billing and shipping address are the same

Dharmesh Chauhan
Optional Street, Elisbridge,
California, California 6561
United States
458754525

Place Order

Order Summary

Cart Subtotal	\$45.00
Shipping Flat Rate - Fixed	\$5.00
Order Total	\$50.00

1 Item in Cart

Ship To: Dharmesh Chauhan

The message will appear if the Cash On Delivery Method is not available



Thank you!

Should you have any questions or feature suggestions, please contact us at: <https://www.mageants.com/contact-us.html/>

Your feedback is absolutely welcome!