



Magento 2 FORCE USER LOGIN



[Force Login - Magento 2](#)

USER MANUAL



Table Of Contents

Preface.....	3
Installation Guide.....	4
Force Login Back End.....	6
Force Login Front End.....	8



Preface

Using the Force Login extension, the store manager can disable the frontend page without logging in, so the customer has to log in to view the desired pages.

Using this, store manager has an option to disable customer registration at your store.

Using this, store manager has an option to set custom alert message which displayed on login page.

User Friendly and flexible configuration.

Easily Enable/Disable form admin.

This Extension allows you to Enable/Disable following pages:

- Product Page
- Category Page
- Cart Page
- Checkout Page
- Search Term Page
- Advanced Search Page
- Search Result Page
- Contact Page
- CMS Page

Admin can also hide third-party extension's pages.

Admin can set page to redirect after logging in.



Installation

There are two ways of installing extension in magento2.

- 1) Using COMMAND LINE.
- 2) Manually Install extension.

Option 1: Magento 2 install extension using COMMAND LINE **(Recommended)**

Follow below steps to install extension from the command line.

Step 1: Download the extension and unzip it.

Step 2: Upload it to code directory in your magento installation's app directory if code directory does not exists then create.

Step 3: Disable the cache under System → Cache Management.

Step 4: Enter the following at the command line:

1)php bin/magento setup:upgrade

2)php bin/magento setup:static-content:deploy

Step 5: Once you complete above steps logout and login back to the admin panel and switch to Stores → Configuration → Advanced → Advanced, the module will be displayed in the admin panel.

Option 2. Magento 2 install extension manually

Step 1: Download the extension and unzip it.

Step 2: Upload it to code directory in your magento installation's app directory if code directory does not exists then create.

Step 3: Disable the cache under System → Cache Management

Edit app/etc/config.php file and add one line code:

```
'Mageants_Forcelogin' = 1
```

Step 4: Enter the following at the command line:

```
php bin/magento setup:static-content:deploy
```

Step 5: Disable the cache under System → Cache Management

Step 6 : Once you complete above steps logout and login back to the admin panel and switch to Stores → Configuration → Advanced → Advanced, the module will be displayed in the admin panel.

Back End Configuration

After Installation the Extension, Go to **Store→Configuration→Mageants Extension→Forcelogin Configuration**, Where Store Manager can set the options

Store View: Default Config ?

MAGEANTS ^

Newsletter Popup

ForceLogin

GENERAL v

CATALOG v

CUSTOMERS v

SALES v

SERVICES v

ADVANCED v

General

Enable [store view] Yes v

Disable Registration [store view] Yes v

Enable "Force Login" When Users Visit Page(s)

Alert Message [store view] Please log in to view this page!
The message is shown when users are redirected to the login page.

Product Page [store view] Yes v

Category Page [store view] No v

Cart Page [store view] No v

Checkout Page [store view] No v

Search Term Page [store view] No v

Advanced Search Page [store view] No v

Search Results Page [store view] No v

Contact Page [store view] No v

Other Page [store view] No v
Apply "force login" function to custom pages that are created by third-party extensions.

CMS Page [store view] No v

Admin can Enable/Disable Extension and Customer Registration from here.

Here is the option to Enable/Disable Forcelogin on Pages

From here, Admin can set custom alert message

As per below screen shots you can set page to display after logging in.

After Login

Redirect To [store view]

- Previous Url
- Default
- Home Page
- Previous Url
- Custom Url

After Login

Here, Admin can set custom URL to redirect visitor after logging in.

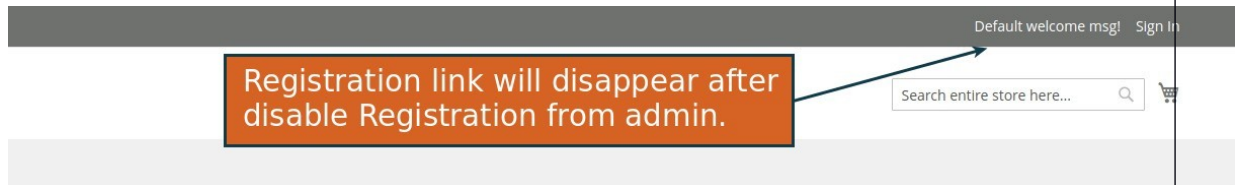
Redirect To [store view] Custom Url

Custom Url [store view] checkout/cart

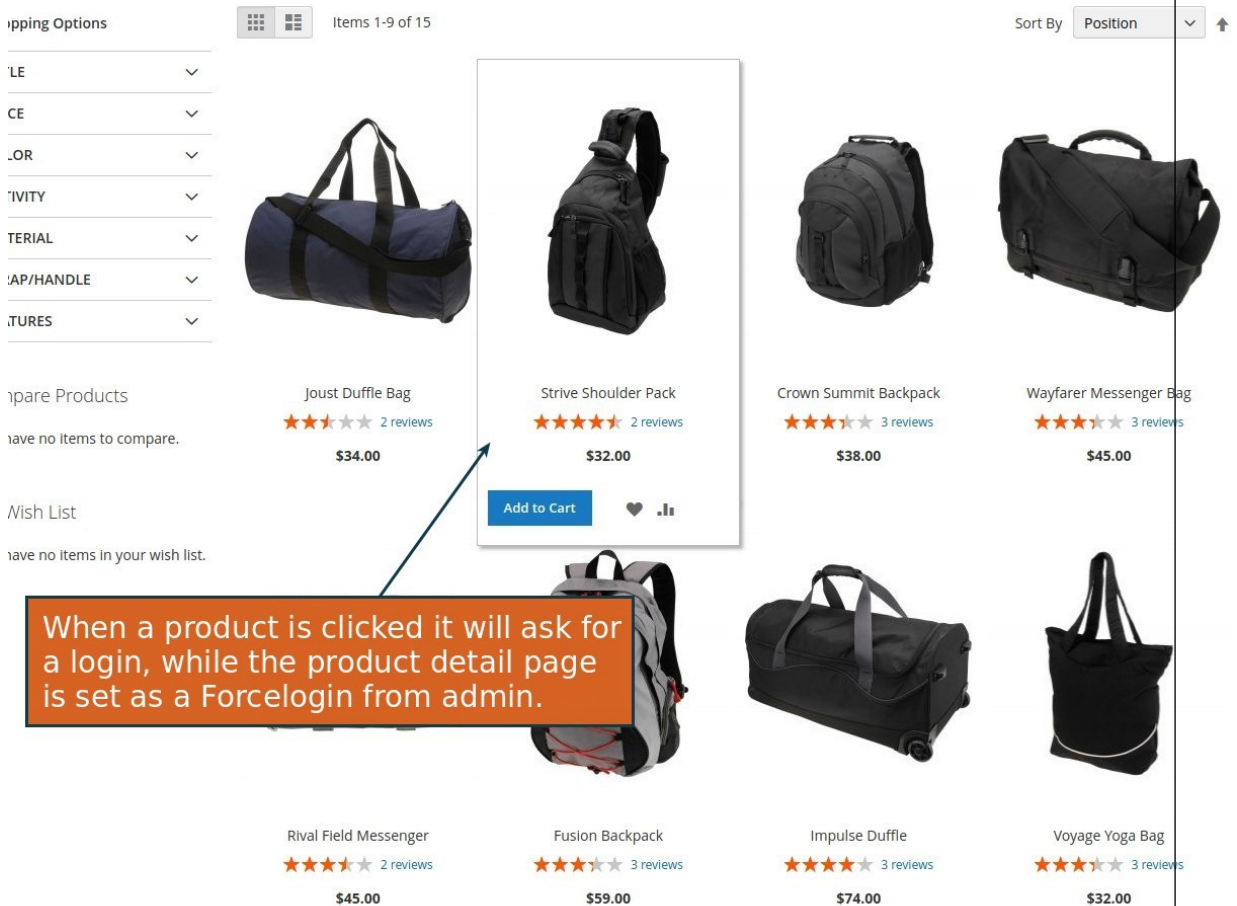
Example: "customer/account/index".

Front End Configuration

The Registration link will disappear in Top Link Section, By Disable Registration from admin.



When a product is clicked it will ask for a login, while the Product Detail Page will be set as a Force Login by admin.



Here the customer will be redirected to the login page, a custom alert message set by the administrator will be displayed here.

Customer Login

 Please log in to view this page!

Registered Customers

If you have an account, sign in with your email address.

Email *

Password *

[Sign In](#) [Forgot Your Password?](#)

* Required Fields

 Here, Custom Alert Message added from admin will be display.

Customer will able to see Product Detail Page after logging in.

Home > Strive Shoulder Pack

Strive Shoulder Pack


★★★★☆ 2 Reviews [Add Your Review](#)

\$32.00 IN STOCK SKU#: 24-MB04


Qty:

[Add to Cart](#)

[ADD TO WISH LIST](#) [ADD TO COMPARE](#) [EMAIL](#)



Image

 Customer will be able to see Product Detail Page after logging in.

[Details](#) [More Information](#) [Reviews \(2\)](#)

Convenience is next to nothing when your day is crammed with action. So whether you're heading to class, gym, or the unbeaten path, make sure you've got your Strive Shoulder Pack stuffed with all your essentials, and extras as well.

- Zippered main compartment.
- Front zippered pocket.
- Side mesh pocket.
- Cell phone pocket on strap.
- Adjustable shoulder strap and top carry handle.

Thank You

If you have any questions or feature suggestions, please contact us at: <http://Mageants.com/contact-us/> or email us directly at info@Mageants.com

Your feedback is absolutely welcome!